



Treatment of the Guzmán Drs.

OSTEOARTICULAR REGENERATION MACEL SYSTEM AND ANTI - AGING OF THE GUZMÁN DOCTORS tm

... " A Healing Aid to
Regenerate your Bones
and Delay
your Aging " ...


Miguel Ángel Guzmán Torrea, M.D.
Luz María García Pineda, N.D.
and

Miguel Ángel J. Guzmán García, M.D.
Alejandro Guzmán García, M.D.
Enrique Guzmán García, M.D.
María del Carmen Guzmán García
Raúl Villavicencio Becerril and
ROMACEL GROUP
Viagland ^{mr} International

www.viagland.net

Treatment of the Guzmán Drs.

... “A Healing Aid to Regenerate your
Bones and Delay your Aging ” ...



Treatment of the Guzmán Drs. ...“ A Healing Aid
to Regenerate your Bones and Delay Aging ” ...

R.R. Copyright © ROMACEL GROUP *Viagland* inc *International*

Ave. Francisco I. Madero No. 619 and 621,
Colonia Miraval. Zip Code 62270.
Cuernavaca City, Morelos State, Mexico Country.
Phones: (52) (777) 311-6762 y 311-2625. Fax/Tel.: 313-11 82.

Email: romacel@viagland.net
Web: www.viagland.net

Printed and made in Mexico.
First Edition 2009.

The authors:

Miguel Ángel Guzmán Torrea, M.D.
Luz María García Pineda, N.D.
and
Miguel Ángel José Guzmán García, M.D.
Alejandro Guzmán García, M.D.
Enrique Guzmán García, M.D.
María del Carmen Guzmán García
Raúl Villavicencio Becerril

In charge of this Edition:

Alejandro Guzmán García, M.D.
Raúl Villavicencio Becerril
Domingo Cabrera Velázquez

The following work may not be reproduced wholly or in part, or registered in, or transmitted by any data retrieval system, in any way, shape or form, through any medium, be it mechanical, photographic, electronic, magnetic, electro-optical, photocopy or any other means without previous written consent by the ROMACEL GROUP *Viagland* inc *International*.

About the author:

*It brings me great honor and satisfaction to speak of **Alejandro Guzmán García, M.D.**, Medical Doctor of the Faculty of Medicine of the Autonomous University of the State of Morelos, Mexico.*

***Alejandro Guzmán, M.D.** was a visionary since his youth. He has always been interested in Regenerative Biological Medicine and the many different ways to help the patients of his **Macel Clinic of Integral Medicine of Mexico**, in search of new, real therapeutic alternatives for Regeneration for Healing of these Diseases.*

*The work of **Alejandro Guzmán, M.D.** goes beyond the traditional, as his hard work and dedication have led him to do Post-Graduate work in the fields of Natural Medicine, Iridiology, Homeopathy, Acupuncture, Gerontology, Anti-Aging Medicine, Osteopathy, Chiropractic, Alternative and Complementary Medicine, among others, which has permitted him, along with his Parents, Brothers and Collaborators, to develop their Treatment: “**Macel Bone-Articular and Anti-Aging Regeneration System of the Guzmán Drs. (tm)**” for these kinds of Diseases that still have few current Therapeutic possibilities.*

*It brings us great satisfaction to have achieved international recognition of **our Treatment** as the **ROMACEL GROUP** Viagland mr International, since this represents all of our achievements and the great efforts of our work group over 45 years on the subject of **Bone-Articular Regeneration and Human Anti-Aging**. For our **GROUP**, the most important thing is that we are now able to reach people Worldwide who are suffering from these types of Chronic-Degenerative Diseases, and the power to help them solve their problems is and will be our main primordial common goal, always to contribute to a bigger and better growth and development for all Humanity and its complete Bio-Psycho-Social well being.*

*The work you now hold in your hands, dear reader, is different from other Medical Books written by scientists, academics and clinics. In it, the author pays **Homage** and makes a synopsis of more than four decades of hard work alongside his parents **Miguel Ángel Guzmán Torrea, M.D.** and **Luz María García Pineda, M.D.**, as well as his brothers **Miguel Ángel José, M.D.** and **Enrique, M.D.**, and **Ms. María del Carmen**, who have managed to develop and perfect a Unique Integral Treatment at the worldwide level for Bone-Articular Regeneration and Human Anti-Aging, in different patients with Muscular-Skeletal disorders and Unhealthy Premature Aging.*

*With their main discovery, the “**Treatment of the Guzmán Drs.**”, they have given Humanity a great legacy since 1964. I would like to thank **Alejandro Guzmán García, M.D.** for the opportunity to express, through these simple lines, the pride that is to me the great **Romacel Group Family**.*

Respectfully:

Raúl Villavicencio Becerril

... To my Parents, **Miguel Ángel** and **Luz María**
as a sincere *Homage and Gratitude* ...

... To my Brothers **Miguel Ángel**, **Luz María**, **María del Carmen** and **Enrique**, and to **Raúl** for all his
Collaboration and Support, Thank you ...

... To **God**, to my Wife **Mary** and my Children
María Angélica, **Alejandro Rodrigo Octavio**,
Mauricio Raúl and **David Emmanuel**,
for all their Love, Caring and Understanding, Thank you ...

Today, Tomorrow and Forever ...

To You ...

Alejandro



Miguel Ángel Guzmán Torrea, M.D. and Luz María García Pineda, N.D.

“ To all of You: **Collagues, Collaborators, Patients** and **General public**; and to all those who believe that the **future of Medicine** is that which **Cures without Doing Harm**, in an **Integral and Natural way**, we specially dedicate the present **BOOK**, for all of their unconditional support, **as always and forever** with all our most sincere and depest gratitude, recognition, respect and affection ”



Miguel Ángel Guzmán Torrea, M.D., Luz María García Pineda, N.D., Miguel Ángel J. Guzmán García, M.D., Alejandro Guzmán García, M.D., Enrique Guzmán García, M.D. and Collaborators.

“ **Our Science for Human Development** ”

ROMACEL GROUP
Viagland[™] International
Cuernavaca, Morelos, Mexico.



BEFORE



AFTER



Treatment of the Guzmán Drs.

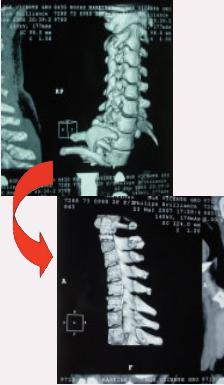


ROMACEL GROUP
Viagland[™] International



INDEX

CHAPTER I.	PROLOGUE. OBJECTIVE AND PRESENTATION	8
CHAPTER II.	INTRODUCTION	
	General Part and Current Concepts of the <i>Treatment of the Guzman Drs. and its aid in Bone-articular Regeneration and the real Aging of the Human Organism</i>	10
CHAPTER III.	FUNDAMENTS AND DEVELOPMENT OF THE <i>Treatment</i>	
	Description and History of the ROMACEL GROUP <i>Viagland mr International</i> and the <i>Treatment of the Guzmán Drs.</i>	15
	Parotin and its History	22
	Properties and Physiotherapeutic Action	23
	Findings of other Researchers, Molecular Structure and Amino Acid sequence	26
	Action Mechanism	27
	Therapeutic profile of the <i>Treatment</i>	28
	Appendix	28
CHAPTER IV.	SOLVED CLINICAL CASES by the <i>Treatment on Bone-articular Regeneration and Aging, as an example of ideal, real and Ad integrum Healing for these kind of Diseases.</i>	
	Experience and practical Usefulness	29
CHAPTER V.	CONCLUSIONS, RESULTS AND REFLECTIONS	
	Presenting to the H. International Medical Community and General Public of the <i>Treatment</i> , and all information in its Website: www.viagland.net	40
CHAPTER VI.	EPILOGUE	45
CHAPTER VII.	GLOSSARY	46
CHAPTER VIII.	BIBLIOGRAPHY. <i>Bibliographic References</i>	48
CHAPTER IX.	ANNEX	56



CHAPTER I. PROLOGUE. OBJECTIVE AND PRESENTATION.



Lumbar Osseo discarthrosis -BEFORE

The basic primordial objective of presenting you with this **BOOK** about the: *Treatment of the Guzmán Drs. ... “A Healing aid for Regenerating your Bones and Delaying your Aging” ...*, in this original presentation, is to basically make known to all of *Humanity and the Scientific Medical Community* in general, the very important role played by the *Integral Treatment* of this kind of *Bone-articular Chronic-Degenerative Diseases*, through this *ideal and adequate, Natural REGENERATIVE Treatment* for the Integral recovery of the Health of the Human Being. As we know, *our Treatment* it is supported, among other things, in *Special Salivary Proteins*, among them *Parotin and others*, which promote and induce *very effectively and conclusively the Regeneration*

of all Tissue derived from the Embryonal Mesenchyme, precisely such as *Bones, Cartilage and Articulations-Joints and the Collagen Tissue* in general of our Organism.

In this biomedical investigation, as we can see, *our Treatment* besides containing *these wonderful Salivary Inductor Proteins*, it contains, in its exclusive formula, *Soy Protein, Garlic, Soy Lecithin and Calcium Caseinate, as well as Ossein Gelatin*, among other ingredients (*Herbolary, Homeo-isopathic, Mineral, etc.*) which when combined with these in a *Natural* way *EMPOWER IT, IN A SURPRISING WAY* and this speaks of *its deep and spectacular effects and permanent results* in the *Regeneration of the Bones and Articulations, as well as the Collagen Tissue* which *sustains and nurtures* all of our Body and that may explain in part *the reason for its wonderful results*. For this reason, in this presentation we will present you with *some representative Clinical Cases as objective and clear examples of an adequate Integral-Medical Attention idea, for this kind of Diseases.*

These combined substances aid and promote Osseoarticular Regeneration and Anti-Aging of the Human Organism, based on the important changes carried out on them, taking into account that *Osteoarticular Regeneration is one of the basic main factors for the measurement of the Aging Process, of our body, and that, with the help of the ideal Proteic Substances, adequate and necessary to help you regain your Homeostatic Balance, you have the capacity for Self Healing.*

As we know, it is of great importance in these areas, the study of *Osteoarticular Regenerative Medicine*, of this stage of life, *Old age*, so that the quality of



Lumbar Osseo discarthrosis -AFTER

life be as favorable as possible during it. which is to say, “ *to add quality rather than quantity to it* ”, however, based on the scientific knowledge we have on this biologic phenomenon and the latest discoveries such as *the Genome Project* and especially *the Proteome Project*, both still being studied, we can realize in summarizing that **the origin and end** of the living beings is based on *the structure and function of more than 300,000 proteins found in nature and their amino acids and how they interact, giving origin to the phenomenon of life* in general, while there are still many of their properties left to discover, since we are only starting to understand their multiple functions and interactions, because of which we can speak **not only of quality, but also of quantity of lifetime**. “ *This is why currently Human Aging is starting to be considered as a Disease ... which should be treated as such* ”.

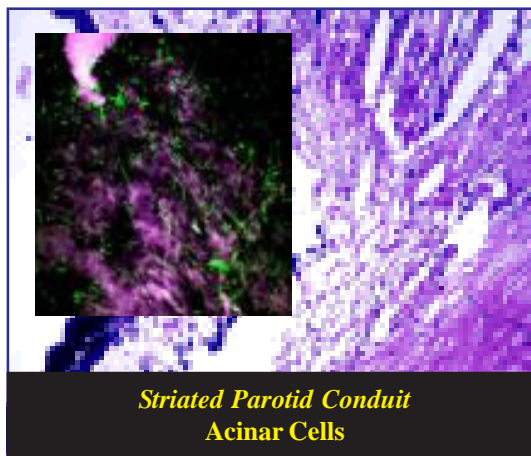


Acini of the PAROTID Gland

It's for this that we have found such an interesting and important role of the **total extracts of Amino Acids, Peptides, Polypeptides, Proteins** (among them *Parotin*), in relation not only to *the induction for the Regeneration of the Bones and Articulations in general and of all Tissue derived from the Embryonic Mesoderm Mesenchyme*; but also in the regulation of **the Homeostasis** and the functioning of the **Endocrine System**, as well as *its aiding function in delaying the Phenomenon of Aging in the Human Organism*; being able to observe that these proteins seemingly *significantly prolongue life expectancy* (from **80 years and more** ...) in *excellent conditions as to the quality of it*, even when it is still possible to suffer from diseases like **Cancer and others**.

The results already shown have been observed through clinical experience *with the patients in a surprising way*, which exemplifies in a very interesting manner that **Bone-articular Regeneration ... is one of the most important basic real indicators for the study and measuring (re-mineralization) of Human Aging in general, as well as in the aid for its integral treatment**, as much as to improve the *inherent phenomena* of the same in its natural process, as well as especially *to help in prolonging the Human*

Being's lifetime and its quality, and also to help in achieving **an interesting regression and reversion** as well as significant of this phenomenon and stage of the organism, opening the doors to these new medical specialties of **Bone-articular, Regenerative and Anti-Aging Medicine** to a new mode of study of the same ...

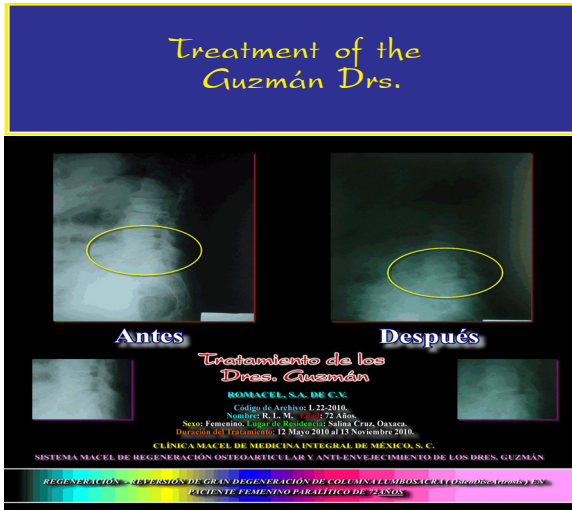


*Striated Parotid Conduit
Acinar Cells*

“ *Being able to consider Aging besides of a natural biological phenomenon and/or stage of life, perhaps also as a Disease in itself, which must be treated integrally as such in light of the most recent discoveries and investigations all over the world* ”...

CHAPTER II. INTRODUCTION.

General Part and Current Concepts of the *Treatment of the Guzmán Drs.* and its aid in *Bone-articular Regeneration and the real Aging of the Human Organism.*



As you all know, *our Treatment* is unique in its type and generation, an “*Auxilliary aid in Bone-articular Regeneration and Anti-Aging in general of the Human Organism*”, as has been demonstrated in many **Clinical Cases** have through the years, and also the vast **Medical Expertise and Clinical experiences** obtained with *the spectacular and surprising results proven* by the **H. World Medical Community** in its administration, in this *kind of conditions* the **Human Being**.

Our Treatment, is proved, among other things, Clinically in *the Relief and Healing* of our patients through all these years, and besides by *our CURRENT SOLVED CLINICAL CASES OF THE GUZMÁN DRS.* that you can watch and analyze closely on our Website: www.viagland.net

It is also worth pointing out that, besides the principles previously presented, *our Treatment* has within its **exclusive formula many other active principles**, considering, among others, ingredients such as: *Phyto-Herbolary, Homeoisopathic and Homotoxicological, Allopathic, Mineral, Natural Substances*, etc.

On the other hand, within some of *the Healing actions and functions* of some of these components, we could only mention the following:

It contains *special Proteins* derived from **Bovine Salivary Glands** mentioning among them *Parotin, Polypeptides, Peptides, Peptones, Natural Enzymes*, etc.; as well as **Soy Proteins**, which in turn contain the active principles called **ISOFLAVONES** (*Genistein, Daidzein, Glycetein*, and others), which are analogous Phytoestrogenous substances.



Embryonic Mesenchime

It contains *Dehydrated Garlic*, which helps with its multiple properties and *Sulphur*, such as *Sulphur Hydrogen* and *Alisin*, among others, it possesses extraordinary *pro-Longevity* qualities, as well as *Circulatory, Anti-inflammatory, Antiseptic and Anti-oxidants*, to name some of them.

It contains *Soy Lecithin*, *Soy grease oil*, which among its multiple properties, helps and strengthens all the *Organism's Cellular Bilipid Membranes* as well as *lowering the Bloods Cholesterol*, and also contains *Calcium Cassein* which is precisely an excellent source of *Natural Calcium* for *the Organism and Osteogenesis*, and aids in the adhering of the same to the proteic organic matrix of the *Bones by the Osteoblasts* (biosynthetic bone cells).

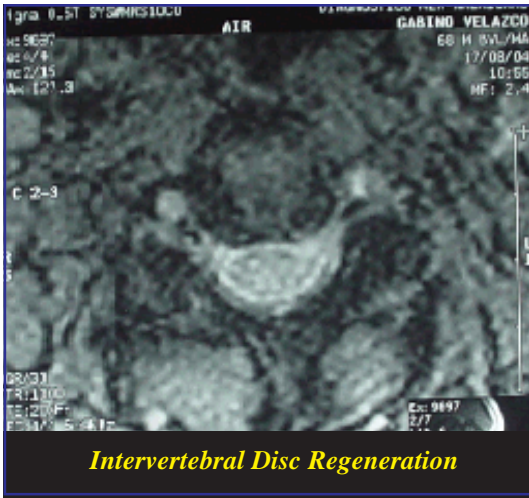


It contains *Ossein Gelatin*, which is the *purified extract of the Bones' Organic Matrix*, that is, *pure osseous protein* which helps and brings us *the necessary pro-enzymatic substract for regenerating and increasing total bone mass per se and in its later proper mineralization the substrate pro-enzyme necessary for regeneration and increased total bone mass per se (in itself), and its subsequent mineralization.*

Thanks to *the very special synergy between all its components that also spectacularly strengthen each other*, our *Treatment* promotes in a real, integral and natural way “ *the Regeneration and Reversion of the Osseous and Articular chronic-degenerative processes, and the delaying the Phenomenon of Aging of the Organism, as well as prolonging Human Longevity* ”. We must remember that *the most important thing in Life* is that ...“ *Our lifetime be as healthy as possible* ”, in other words, to create the necessary conditions ...“ *in order to live more, and better, and healthier life, and to realize and carry out all our primordial Objetcives, Dreams and life Goals in an ideal, satisfactory and proper way.* ”.



Along with the aforementioned, it has also been discovered that the Salivary Glands *besides their main endocrine secretion* which is *PAROTIN, regenerative Protein of the Mesodermal-Mesenchime Tissue* (bone, muscle, cartilage and connective Tissue in general), produces other interesting substances which are a factor in the Growth of very important Tissue for the Organism, *the Neural Growth Factor (NGF) and the Epidermal Growth Factor (EGF)*, among others; *this is the reason why our Treatment besides Parotin, contains the peptide, polypeptide and proteic total Extracts of the Salivary Glands, and this is why it can achieve its surprising functions and actions, and above besides bein integrated with*



other substances, such as **Garlic** (*Allium Sativum*), **Soy Protein and Lecithin** (*Glycine Max*), **Calcium Casein and Ossein Gelatin**, and interesting **Herbolary and Homeoisopathic Extracts**, among many more components, substances which together strengthen and synergyze in a very important way in order to carry out their great efectiveness and clinical results in the **Regeneration of the Bones and Articulations** and in **Anti-Aging**.

...“ In **Saliva** we also have general action factors like **Parotin**, the **Neural Growth Factor** and the **Epidermal Growth Factor**. **Parotin** is an important **Globulin** in the formation of **Dentine**, the **Skin's and Capillaries**, and the **Cartilages' neogenesis**. The **Neural Growth Factor** has a special influence in the development of the **Peripheric Sympathic System** , in the **Peptidergic Sensory Neurons** and the **Dorsal Root**

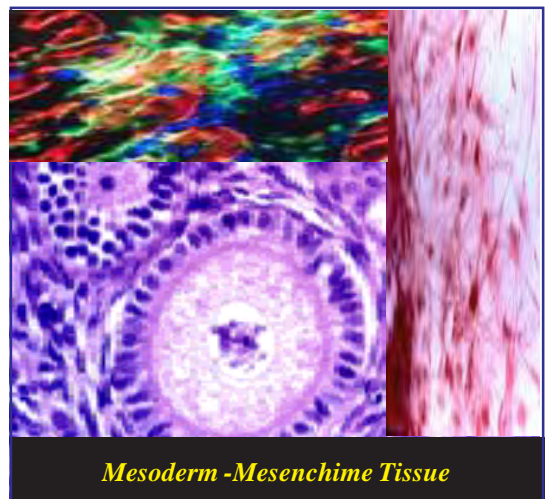
Ganglion Cells. It also participates in the synthesis of enzymes involved in the formation of some **Neurotransmitters**. Finally, the **Epydermal Growth Factor** is a protein that participates in the development of the **Epidermis and Epithelions of the Oral Cavity, Esophagus and Stomach** ”...

Besides, *the more than 1,000 proteins found on Saliva* are so important that currently is starting to be developed and studied very specially the new **SUPER SALIVARY PROTEOMA PROYECT** with **Diagnostic and Therapeutic goals**.

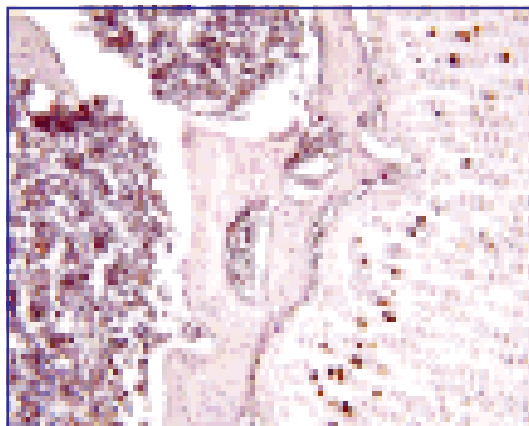
It has also been recently discovered that **Cerebral Astrocytes**, covering cells of the cerebral capillary vases *can be told apart* from totipotent **stem cells** which is to say that they can also be broken into different types of cells, such as **neuronal, muscular**, etc; that being the reason they have been named **Cerebral Stem Cells**. This was found while investigating *the Regeneration Proseses of Nerve Tissue*, returning in very interesting experiments motion to **Tetraplegic Rats** by transplating **Glial Cells** to *the zone of Medular Nervous Lesion*.

Besides regaining motion, *a regeneration of the Spinal Medulla Nerve Cells* was observed. The **Glials** are part of the Nervous System and are of different classes, but share the common function of supporting the Neurons, especially in their **nutrition**. The **Oligodendrocytes** cover the Neuronal Axons with **Mielin**.

Others, the **Astrocytes**, have more varied functions that go from nurturing and sealing the brain by surrounding the Capillaries (*hemato-encefallic barrier*) to *directing neuronal development until the embryonic formation of the brain*. It's interesting that we have



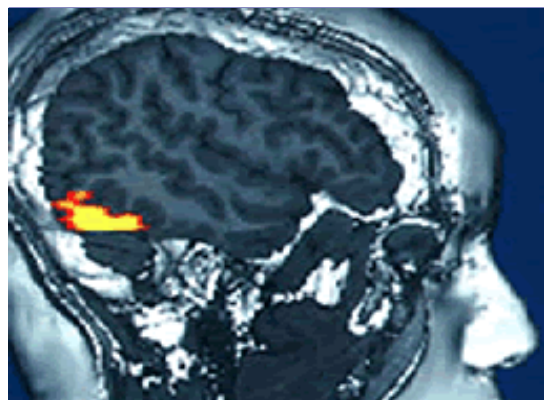
found a **type of Astrocyte** in the Human Brain which has the capacity *to act as Stem Cells*. These were found in the **subventricular Cerebral area**, where we have cells similar to **the Astrocytes**. When cultivated in vitro, *there was a proliferation and later differentiation to various types of Neurons*. This opens up new guidelines of investigation on this field of **Neuronal Regeneration and of the Nervous System in general**, which will allow us to know what causes the **Cerebral Tumors**, as well as diverse Pathologies. It's important to point out that, according to the aforementioned, and taking into account that **some of the Brain's Glial Cells, such as those of Microglia** are finally *derived from the Embryonic Mesoderm-Mesenchime*, this could probably provide a significant explanation as to *why the Proteins of the Salivary Glands, among them PAROTIN*, clinically help and have certain very



Atheromatous Plaque

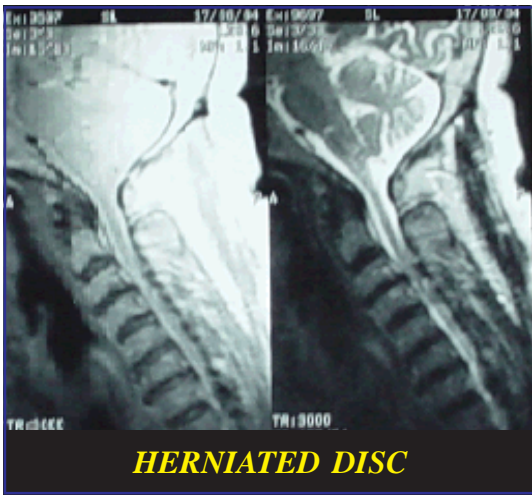
interesting effects on patients **with diseases of the Central and Peripheral Nervous System** such as: **Cerebral Paralysis**, some cases of **Mental Retardation, Paraplegia, Neuronal and Medullary Paralysis and Alzheimer's Disease, Cerebral and senile Atherosclerosis and Parkinson's Disease**, among many others. To conclude, it's very likely that *our Treatment may help stimulate this type of Cells, and in this way we could explain its surprising capacities and possibilities in this type of Pathologies*.

On the other hand, to conclude *our Treatment has other surprising clinical actions and applications in the Human Organism*, among which we could mention some, like the following: **Hepatic Regeneration in Cirrhosis of the Liver** of diverse etiopathogenesis (since it's partially *metabolizes* in the **Hepatic Gland or Biochemical Laboratory** of the Body -remembering that *almost everything we eat passes through the Liver*); in **Male as well as Female Infertility**, increasing *in Men the quantity and quality of sperm*, being very efficient especially in **the Astenoszoospermia** or weakness of movement in the same, fundamentally due to lack of **Zinc**, and *in Women it improves the Endometrial Layers for a proper reception of the Embryonic Blastule (Blastocyst) and so to have a normal pregnancy*; in **Chronic-Degenerative Neurological Diseases**, such as **Multiple Sclerosis and in Plaques, Alzheimer's and Parkinson's Disease and Cerebral Paralysis**, among many others.



Structural Effects

Also, as a **ideal and natural Proteic Anabolic** for people who practice **Bodybuilding** and for **the quick, fast and effective recuperation of Convalescing Patients recovering from extenuating, difficult and prolonged Diseases**; and also for **Delays in Children's Growth and Development** without side effects and in a natural way, and in the



end we can also mention that it also works as *a great auxilliary in the basic medical treatment for Cancer and Malignant Tumors*, by significantly increasing the defenses of the Immune System and optimizing the physiology of the *la Endocrine-Metabolic systems* (*this is the reason why we have witnessed that patients undergoing our Treatment, seldom become ill*), thus facilitating the *recuperation* in the diverse treatments for this type of problems, that are usually very aggressive. Trying to, in this brief and cursory presentation, *to describe each and every one of its actions and functions would be too extensive and impossible to do*, which is why we will *only mention some of the most notable and important ones* so that you can get to know them, if you have any doubts or require *more information* you can visit our **Website: www.viagland.net**, where you will find in *all*

the information, and you will be able to see *the proof of all these medicines* or *solved Clinical Cases*, where we can clearly see all these *very interesting results*.

We hope that with this brief presentation *on the great possibilities and therapeutic power of our Treatment*, to have shown, motivated and encouraged you, *that you yourselves, H. International Medical Community and General Public*, to see for yourselves *and give yourselves to recieve the benefits of the therapeutic advantages of this wonderful treatment*, all of this for a bigger and better *Growth and Development, Progress and Integral Well-Being for all Humanity*.



aerial view



Aztec - Mexica Calendar



ROMACEL, S.A. DE C.V.

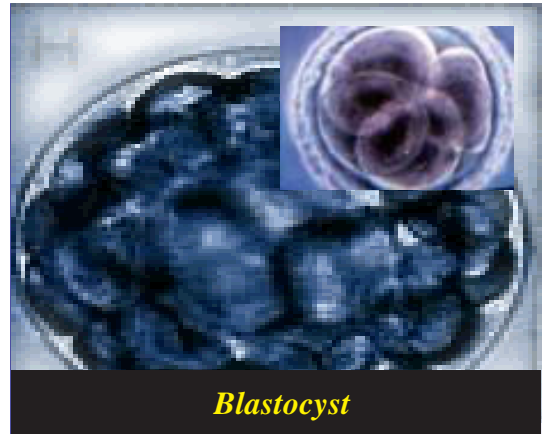
Food Laboratory

*Manufacturing and Packing
Plant of Prepared Foods in General*

CHAPTER III. FUNDAMENTS AND DEVELOPMENT OF THE Treatment

Description and History of the ROMACEL GROUP Viagland mr International and The Treatment of the Guzmán Drs.

Since Autumn 1964, **Miguel Ángel Guzmán Torrea, M.D.** and **Luz María García Pineda, N.D.** and their **Collaborators** start their clinical biomedical research on Human beings. The materials available were gathered from their own family, since the careful study of the formula, as well as the components of *their Treatment* supported their well-being in the general basic medical treatment of the **Diseases of the Musculoskeletal System.**



Based on the medical diaries of their grandparents, doctors from Puebla State of Mexico, and their own clinical and field experience of the *medical-phytotherapeutic-pharmacy*, acquired in the states of Veracruz, Morelos, Puebla, Mexico and Guerrero, they created *their Treatment*, with the proper system and balance to help in the integral treatment of **Osseoarticular Diseases.**

Fighting against the skepticism of the medical world, they accumulated a great number of clinical cases crowned by success, which give witness to the effectiveness of *their Treatment.*

The desire to publicize the achievements of *more than 45 years of studies* is to share an alternative for **all Medical Professionals Bone-articular Diseases** related and to offer *a new Medical Option without the risky side effects of other Treatments and Products.*

The gradual incorporation of different members over the years, provides the strength and discipline to offer *its Treatment.*


This treatment is the result of exhaustive clinical biomedical research by the **ROMACEL GROUP Viagland mr International**, formed by the **Guzman Drs. and their Collaborators**, of whom we can briefly mention some of them, as follows:

Miguel Ángel Guzmán Torrea, M.D., Luz María García Pineda, N.D., Miguel Ángel José Guzmán García, Alejandro Guzmán García, M.D., Enrique Guzmán García, M.D., María del Carmen Guzmán García, María Herrera Chávez, N.T., Carlos Francisco Pallares Díaz, QFB and Raúl Villavicencio Becerril.

The study of *their Treatment* covers from *Delays in Children's Growth and Development* to problems relating to men's and women's age in the treatment of *Diseases of the Musculoskeletal System*, as well as *the general Aging of the Organism.*

Basically within the main diseases studied are **Osteoporosis and Osteoarthritis**, among others, which require **besides their basic medical treatment**, an integral balanced nutrition and *the use of their Treatment, ideal* for its control and proper integral medical treatment.

It's also well known that the basic medical treatment for the great majority of Diseases *requires the support of a good nutrition.* Many times, the time, personal nutritional habits and specific need of each individual **determine unbalances that affect the Sate of General Health.**



Miguel Ángel Guzmán Torrea, M.D.

**ROMACEL GROUP Viagland® International
Science Awards**



OsseoArticular Regeneration

*Science Award “Cecilio A. Robelo” 1996
Technological and
Superior Studies Institute
of Monterrey, (ITESM),
Campus Morelos
Diary of Morelos
Autonomous University of the State
of Morelos, UAEM, Mexico.*

Anti-Aging

*Graduate in Anti-Aging Medicine 2003-2004
Levels I, II and III
Mexican Institute of Longevity Studies, (IMEL)
Mexican Academy of Aesthetic Medicine
Mexican Academy of Anti-Aging Medicine
Institutions Affiliated to the
International College of Advanced Longevity Medicine, (ICALM)
Mexican Association of Continued Education, México.*

Quality Awards



Quality Award
México



Quality Award
Europe



Quality Award
Central America



GUZMÁN. DRS.
ROMACEL GROUP *Viagland^{mr} International*

It's not only *the quantity of food but its quality* which determines a complete State of Health.

The result of the **ROMACEL GROUP's** research lead to the presentation *their Treatment*, in order to help *stimulate an integral development and maintenance* of the Musculoskeletal as well as Osseoarticular Systems.

May the efforts of this group serve to encourage all those seeking **Natural Integral Health alternatives**.

With **more than 45 years** of clinical experience and integral medical attention, the biomedical research group of *the Guzmán Doctors* offers to the general public the benefits of the many solved cases accumulated during their research at their **Macel Clinic of Integral Health of Mexico**.

Their Treatment, now available to everyone, *is safe and free from side effects reported until now*.

Since it is a **Natural Nutritional Treatment** it helps stimulate *in a natural way* the growth and development of the **Musculoskeletal System**.

It is useful for women with *Post-menopausal Syndrome and Osteoporosis*.

Besides, **the mature people and children** can supplement their nutritional needs and help in reaching their *Health expectations*.

Some of the diseases which have been treated integrally with very satisfactory results at the **Macel Clinic of Integral Medicine of Mexico** and that had fundamental support *in the base medical non-surgical medical treatment*, the *Natural and Nutritional our Treatment*, are as follows:

Diseases of the Osteoarticular System (**Osteoporosis, Osteoarthritis**, etc.), Chronic-Degenerative, Rehumatic, of the Vertebral Column, and other Diseases treated by General Medicine. Also, we have had success in the Healing of **Fractures, Delays in Children's Growth and Development, Sports Injuries**, and in general in all diseases that involve in one way or another the participation of the Musculoskeletal System and that are related to it and did benefit importantly from the same. Besides, it is worth pointing out that it *helps delay the general Aging process* of the Human Organism, aiding and contributing in this manner to a **HEALTHY OLD AGE**.



Romacel Group
Viagland *mr* International



Luz María García
Pineda de Guzmán, N.D.,
Pioneer and Founder of the
ROMACEL GROUP
Viagland mr
International



Treatment of
the Guzman Drs.



Studies of **Clinical**
Research in
Musculoskeletal
problems and *solved*
Clinical Cases



Romacel, S.A. de C.V.
Food Laboratory



Macel Clinic of Integral Medicine
of Mexico, S.C.

Nutritional **Natural** Treatment of high **Proteic content**
supported, among others, by **Total Salivary Glands** and **Salivary Parotid Bovine Tissue**.

Treatment of the Guzmán Drs.

Romacel Group *Viagland m International*



BIOMEDICAL ROMACEL OF MEXICO
National Macel Institute of Integral
Medicine of Mexico, S.A. DE C.V.
Sanitary - Federal Drugstore



ROMACEL, S.A. DE C.V.
*Food processing and packaging plant for
Prepared Foods in general
-Food Laboratory*



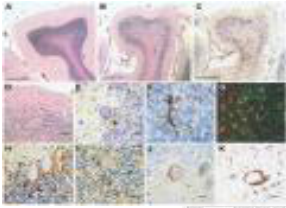
**MACEL CLINIC OF INTEGRAL
MEDICINE OF MEXICO, S.C.**
*Ossearticular and Regenerative
Integral Medicine Clinic*



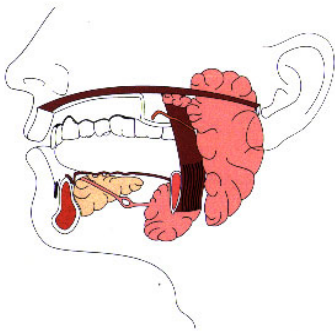
**ANTI-AGING
MACEL-ROMACEL
CENTER**
*Center of Anti-Aging
Medicine and Gerontology*



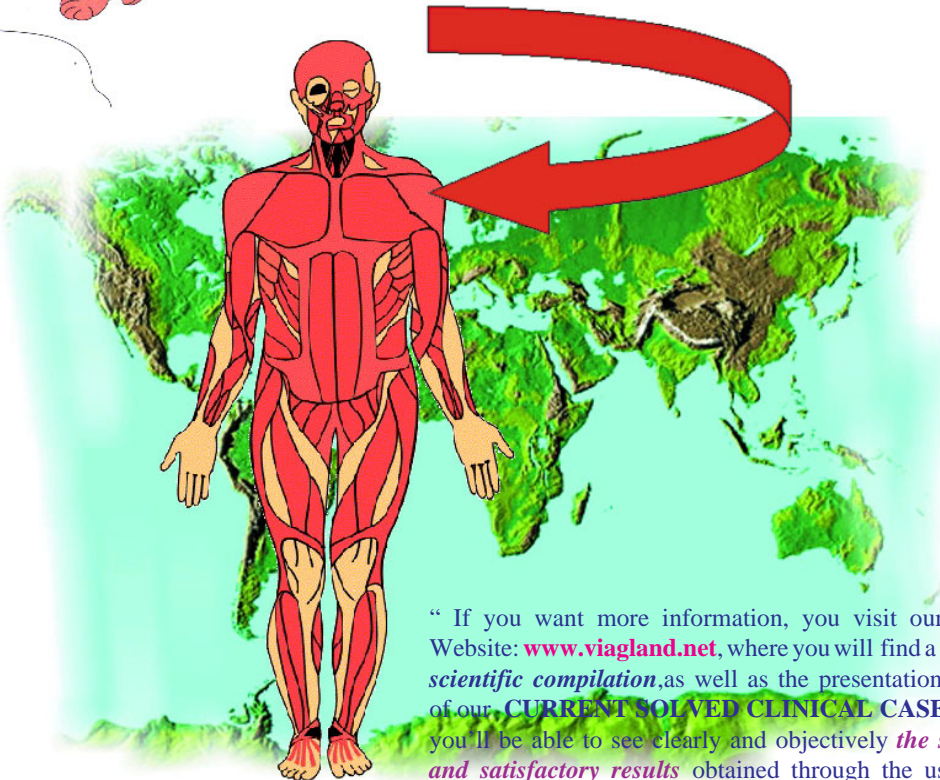
**RADIOLOGY CABINET
OF THE ROMACEL GROUP**
X-Ray Cabinet



Romacel Group Viagland nr International



“ The role of the **Salivary Glands** in the development and maintenance of the **Musculoskeletal System** has been demonstrated by studies made in **Russia, Japan** and other countries ”.



“ If you want more information, you visit our Internet Website: www.viagland.net, where you will find a **complete scientific compilation**, as well as the presentation of some of our **CURRENT SOLVED CLINICAL CASES**, where you'll be able to see clearly and objectively **the surprising and satisfactory results** obtained through the use of our **Natural Treatment** in the basic medical treatment for **Osteoarticular Regeneration** and **Anti-Aging**, of all these kind of Diseases and Chronic-Degenerative problems ”.

What is ? ...

It is a *Natural Treatment* of *high proteic content* supported by **the total extracts of Bovine Salivary Glands**, among *many other ingredients*.

The formula for this *Natural Treatment* amply studied by the **ROMACEL GROUP** includes, substances such as: **Soy Protein (Glycine Max)**, **Dehydrated Garlic (Allium Sativum)**, **Soy Lecithin (Glycine Max)**, **Calcium Caseinate**, and **Ossein Gelatin**, among *many more ingredients*.

It is the ideal *Natural Treatment* to cure health problems of the Musculoskeletal System, among many others.

How is it used ? ...

The way to use this *Natural Treatment* is specific to each individual.

The generally recommended **Dose** is *one Pill of each bottle, from one to three times daily*, as appropriate, en each **Case**.

The use of this *Natural Treatment* **does Not substitute any Basic Medical Treatment or Diagnosys** prescribed to the patient beforehand. It is always advised to **consult your Doctor**.

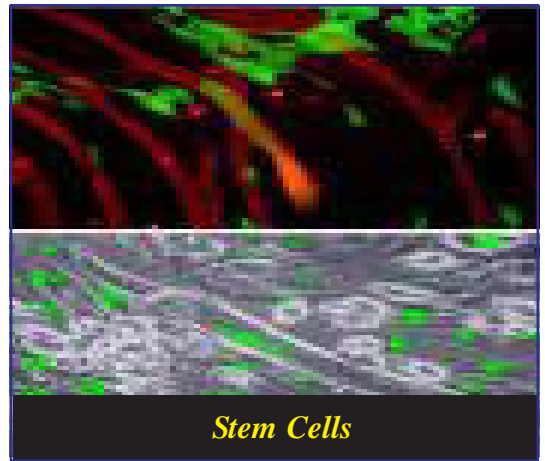
The **ROMACEL GROUP'S** proposal for its use in Mexico is made with *more than Forty Five Years of Clinical experience* and can be summarized as follows:

In most cases the used **one to three daily** doses of the product, that is, one Pill from each bottle, one to three times daily *depending on the condition or disease of each Patient* either in children, adolescents and adults.

It is also recommended for **Healthy Individuals** who wish to *Complement* their **Nutritional** needs. In **little children with difficulty to swallow**, it is recommended to mix it with banana or apple baby food and complement it with milk or juice.

These doses are not definitive, since we must remember that “ *There are no Diseases, only Patients* ”. In women of *perimenopausal age, high performance athletes, recuperation processes due to injuries that may or may not include fractures*, it is recommended two to three daily doses, as well as the support of a basic medical treatment.

These recommendations **do not substitute** medical criteria, diagnosys or already prescribed medical treatments, since it is only the experience of a medical group interested in the treatment and care of Diseases of the Musculoskeletal System, and it makes available to **medical practitioners authorized by the Health Authorities of the World**.



Parotin

(*Treatment of the Guzman Drs.*)

Total Extract of the Salivary Glands
Description

Properties attributed to parotin by International Studies

(*One of the many Proteins produced in the Salivary Glands,
being this one of the many Ingredients that
our Natural Treatment is made of*)

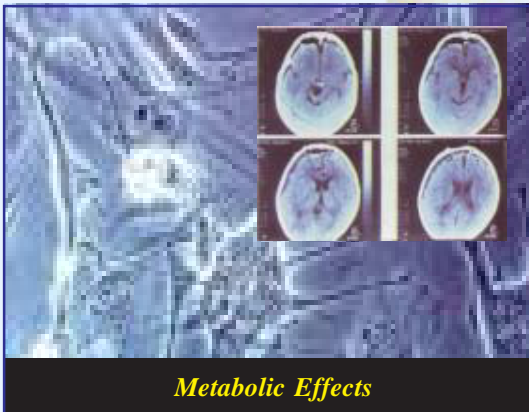
* It has proved to be of help to both male and female patients of all ages, *from children to the elderly-old age*, in the relief and support of *Osteoporotic, Osteoarthrosic and Degenerative processes in general*, favoring *the activation, maintenance and Cellular Regeneration of all tissue* derived from the *Embryonal Mesenchime* (bone, cartilage, muscle, sinew, ligament, fascia, etc.).

* It helps *stimulate in a natural way the activity and Osteoblastic Regeneration of the Bones* and helps *their mineralization and formation*, healing *Osteoporotic processes*.

* It contributes *to delay the Aging process* of the Organism, as well as *the Osteoporotic Degenerative Processes in the bones and articulations in general*, by *inhibiting their production mechanisms*, among them *immunological disorder and Osteoclastic activity*, as well as helping *stimulate, Cellular Regeneration in damaged tissue*.

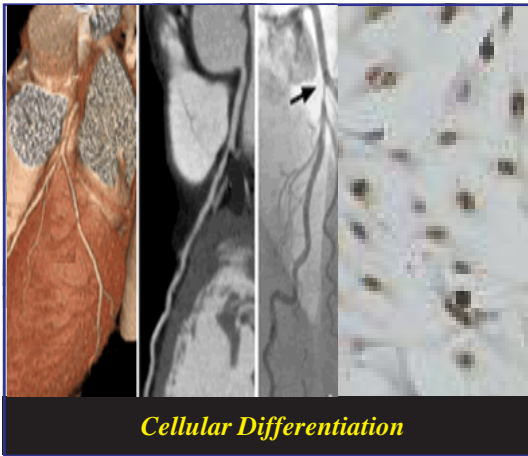
" Until now and for *more than 45 years of clinical use* there have been no proven *side effects* of *our Treatment*, *in the basic Medical fields*, *since it is of Natural*, and it can be administered for *as long as necessary* to help in *tissue Regeneration* and *the healing* of the aforementioned problems ".

and its History



In *the Forties*, in the *Japan Archpelago*, *Ito Dr. and his group of Collaborators* discover by histological association *la function of the Salivary Glands in the development and maintenance of the Musculoskeletal System*.

Given that the Pancreas and the Salivary Glands have exocrine functions, that is, of external secretion -pancreatic and Saliva juice, respectively- and their histological features are very similar, they discovered that the latter **also have endocrine functions**, that is, of internal secretion.



In the case of the pancreas, insulin and glucagon are most important, whereas in the case of the salivary glands was found **a group of bioactive substances of proteic nature**; polypeptides, peptides and amino acids, **Parotin** among them. These groups of substances with hormonal features are produced by the salivary glands **as a product of internal secretion**.

The current controversy is whether its a **proteic chain with enzymatic functions** or if it's an actual hormone. After the coming of **World War II** this discovery is restricted to **Japan and some other countries**.

Even though it has been carefully studied, the huge field of hormones in the human body offers new discoveries in the fields of action, relationships and interrelations, as well as many other factors which contribute to create new therapeutic models.

Parotin is a little known hormone in the scientific field, but **with surprising functions and features backed by more than 150 scientific studies worldwide**. We can point out the studies on the endocrine function of the salivary glands done in **Japan**, although the effects of **Parotin** have been studied extensively in **Russia, France, Italy, Brazil, Spain, Argentina, Turkey, Poland, Croatia and Mexico**. In these places **its influence in the maintenance and regulation of the Musculoskeletal System** has been recognized through the endocrine secretion of a hormone with hormone properties.

Properties and Phyiotherapeutic Action

One of the reasons for the lack of universal recognition of the parotid hormone is that **Parotin** is crudely defined and made up of **a complex mix of proteins**. Its endocrine function has been evaluated using only the routine morphologic technologies. Recently, significant studies have been made by **Aonuma and Colleagues**, who divided **Parotin** and isolated the subunit, which **was capable of reproducing some of its biological effects**. They identified the active components as **fraction subunit AA-1** located in la **Parotin**.

This subunit proved, in laboratory studies, **its protective effect on endocondral osteogenesis** of rats surgically deprived of their salivary glands.

Its clinical application and comercialization are directed, among others, **to delaying the natural phenomenon of Aging in the Organism and the disorders that come with this natural stage of life**.

Since 1944, thanks to the systematic studies of the



Professor Akira Ogata, Dr. and Colleagues, suggested that certain components of the secretions of the parotid acinary glands *were absorbed through the striated epithelial conduits* gaining access to the bloodstream and thus working their systemic hormonal effects. Said systemic effects can be summarized in **the activation, development and maintenance of all tissue derived from Embryonal Mesenchime**, especially **bones, cartilage, and other connective tissue** in general.

The data from the bioassays **epiphysial osteogenesis** indicate that the divided subunit of **Parotin** contains **the biologically active agent**, which permits endocondral osteogenesis in rats.

Similar protective effects of **Parotin** have been demonstrated by **Takizawa** (1954).

The dependence of the presence of intact salivary glands for epiphysial osteogenesis has been demonstrated by **Ogata and Colleagues**, (1944) and **Takizawa** (1954).

In the laboratory studies it was found that the epiphysial observed changes differ from those caused by **the presence or deficiency of Vitamin A, D or Hypothyroidism**. *With the absence of salivary glands there is a disordered proliferation, with maturation and involution of the epiphysial chondrocytes.*

Such problems apparently interfere with the initial steps of **Ossification in the long Bones**.

The processes of endocondral osteogenesis are found under a multitude of factors, the hormone of the salivary glands: **Parotin**, seems to be one of them.

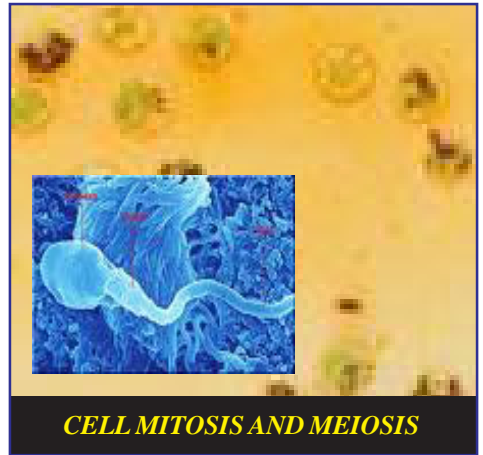
There is not enough data to confirm that *the protective effect of salivary glands* is through **Parotin** and the subunit is exerted directly or indirectly on the epiphysis.

There is a curious phenomenon in the straited conduit of the parotid gland, with the presence of similar activities to insulin and glucagon. It is mentioned that **Parotin** has a compensating role in damages to the insular apparatus of the pancreas, with the formation of a substance similar to insulin.

Data taken from the subunit marked as I-125, suggests the possibility that the salivary glands and the pancreatic isles share certain activities. the administered doses of **Parotin** caused a slight but definitive **reduction of blood cholesterol**.

The mechanisms for this hypocholesterolemic effect are still unknown.

It has been proven that the proteic molecule of **Parotin** and **its subunit** stimulate **the pregnenolon-17-hydroxi-pregnenolon-dehydroepiandrosteron-androstenedion-testosterona way**, justifying the *andromimetic effect* found in clinical laboratory studies.



Treatment of the Guzman Drs.

Also, **it increases the cyclic AMP levels in testicular homogenized and increases the motility of epididymal.**

Parotin facilitates the development of granulation tissue, *increasing its fibroplasy and vascularization.*

On the other hand, **Parotin** has been experimentally administered with good results in the treatment of ophtamological diseases like: **senile Cataracts and also Xerostomy**, among others.

Other uses reported internationally have been in the treatment of diverse diseases such as: **Alveolar Blenorhoea, Sjögren's Syndrome, Gastroptosis, Hepatitis, progressive Palmar Tiloidea Keratoderma** and others.

Its biological activity in immuno-competent lymphocytes has been proved in what is considered **non-specific activation of B cells.**


Its effect in the **mineralization of bones and teeth**, is clear, as well as its role in developing layers of mesenchime tissue.

There are bioassays that support its role in the regulation and maintenance of the connective tissue in general.

According to the studies by **Ito and Colleagues**, **Parotin is a polypeptide** with an amino acid sequence still being studied, but which presents the following, percentages:

Alanine	1.00%
Arginine	7.14%
Aspartic Acid	12.70%
Cistin	0.60%
Glutamic Acid	22.55%
Histidine	2.57%
Isoleucine	1.90%
Leucine	3.48%
Lysine	4.88%
Methionine	0.28%
Phenylalanine	2.08%
Proline	13.72%
Serine	7.09%
Threonine	14.84%
Tryptophan	0.09%
Tirosine	1.42%
Valine	3.15%
A.R.N	1.10%
(Ribonucleic acid)	

Tissue	Action of Parotina
Cartilage	proliferation
Long bones	promotes calcification
Elastic Fibers of the connective tissue	promotes development
Reticulo-endothelial	stimulates
Bone Medulla.....	promotes vascularization
Leucocytes and Blood Platelets	increases
Hair	promotes growth and strength
Caclium	regulates metabolism



Findings of other Researchers, Molecular Structure and Amino acid sequence


Reduction of pyruvates in the blood, increase of glucose tolerance, regulation of free and total cholesterol in the blood; regulation of total cholesterol and phospholipids in the blood, **reduction of cholesterol levels**, regulation of calcium metabolism, etc. Another discovery has been that **it increases the epidermal growth factor, which is reduced in old age, and is produced by the salivary glands**. This is very important among **the factors that delay the onset of senility**.

Besides the important internal changes, among which we can point out **the stimulation of the hepatic cell, the development and maintenance of the Musculoskeletal System** in general and its role in the Immune and Reproductive Systems, we have an **increase in the Organism's general vitality**.


Also, **the fraction AA-1** consisting in a chain of approximately 50 amino acids and isolated from the fraction A through chromatography in the sephadex QAE-A 25 columns, proved to have similar activity to **Interleucine-1**, with a location different from the active site as polyclonal activator of B cells. This fraction is the smallest in conserving the properties of **Parotin** and the one **considered principally responsible for its effects**.

Interleucine-1 is a peptidic hormone produced by **macrophages**, which promotes the proliferation, differentiation and activation of many cells. One of its most important functions is to maintain the spontaneous growth of T lymphocytes and increase the growth of mature T cells, promoting the release of **Interleucine-2** as a mitogenous terminal.

Interleucine-1 acts on **the activity of the bone cells by regulating them and stimulates the change of cartilage, as well as the production of collagenases and other enzymes by the sinovial cells and the condrocytes**. It is also a potent stimulant of **osseous reabsorption** and it also **has influence in bone formation**.



LYILYFFQSDNCCDKEKVVVRQEEGERITALLMNGSALKQEEWWEKEDDTHDDTAIVLLK



Amino Acid Sequence of **the active Fraction AA-1** of Parotin
(58 Amino Acids total)

This anabolic effect, mediated by stimulation of the macrophages, contributes *as a moderating factor in bone remodeling*.

Action Mechanism

The hormonal role of **Parotin** on the mineral metabolism appears due to its similar actions to insulin, **increasing and reducing osseous reabsorption**.

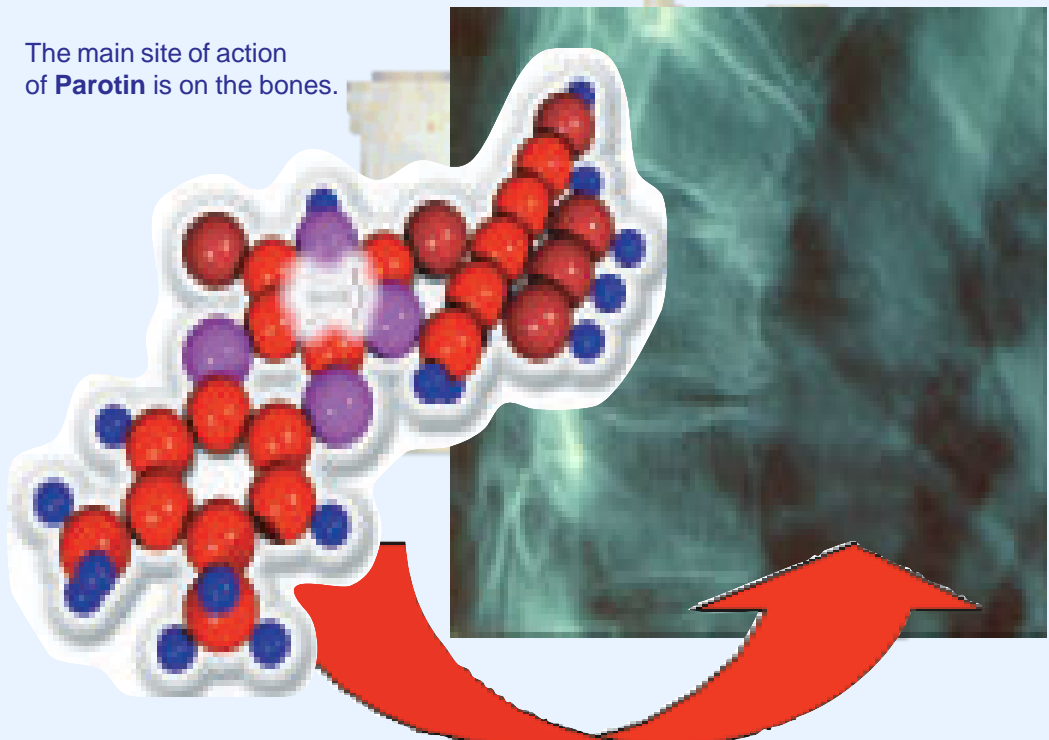
Also, it participates in bone remodeling because of its activity similar to **Interleucine-1**, *regulating the activity of bone cells*.

In diverse studies we have looked for the way it **stimulates the tissue derived from Mesenchime** (layer of the **Mesoderm** that among other things, **originates bones, cartilages and connective tissue** in general) for this we have looked for its active principles within the proteic molecule or its fractions.

Its action mechanism and effects on the Osseosrticular system stand out for **their limitation and even correction of arthrosic and osteoporotic effects**.

Independently of the cause that motivates the disorder of the musculoskeletal system, it is possible to use **Parotin** in people of **any age or gender** thanks to its aforementioned properties.

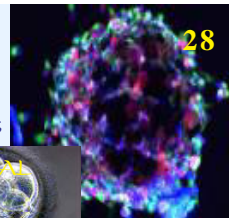
The main site of action of **Parotin** is on the bones.



dorsal vertebral column (lateral view).

Therapeutic profile of the Treatment

OSTEOPOROSIS, AGING, SPORTS INJURIES
AND OTHER SYSTEMIC DISEASES IN GENERAL



OSTEOPOROSIS

Most frequent chronic disease of the skeleton, characterized by the accelerated reduction of the total osseous mass. It has multiple causes, the most frequent being: Aging, menopause, medication, sedentary lifestyle and insufficient intake of Calcium, among others. It appears more frequently on women.

The most common signs and symptoms are: pain in the bones, especially in the lower back, limited movements, deformity of the vertebral column, loss of height, **frequent fractures**, being the most common those of the vertebral column, hips and wrists; it occasionally presents functional incapacity requiring hospitalization.

Until now, this disease has been treated with Calcium-rich Foods, Exercise, Medications such as Vitamin D³, Calcitriol, exogenous Calcium, Fluorine, Magnesium, Potent Analgesics, Alendronate and Hormones like Estrogen and Calcitonin, among others; besides **Nutritional Supplements** such as Complian, Casilan, etc.; observing good results and a general improvement of this disease in most cases.

OSTEOARTHRITIS



Chronic disease also known as Degenerative Osteoarthritis, characterized by the progressive degeneration sometimes accompanied by swelling of the bones and articulations in general. It occurs mostly in elderly and as it progresses condition causes pain and disability of bones and articulations and progressive functional limitation of joints movement in general.

Also, it is determined by complex genetic and environmental factors.

Current therapeutic measures consist of: Medications like Analgesics, Anti-rheumatics, Anti-inflammatories and Anti-arthritis (Glucosamine Sulfate, Meloxicam, Hialanos-Hialuronanos, Prasteron, enzymes like Papain, Bromelin, Tripsin, Chemotripsina, etc.), Physiotherapy, Exercise, and the support **Nutritional Supplements** like those already mentioned, among others; observing in some cases treated here at the Macel Clinic, that have good results without need for surgery.

RHEUMATIC, CHRONIC-DEGENERATIVE DISEASES OF THE VERTEBRAL COLUMN AND THE OSTEOARTICULAR SYSTEM, AND OTHER SYSTEMIC DISEASES IN GENERAL

Or some like: Degenerative Osteoarthritis, Gonarthrosis and deformative Spondilosis, Disease of the Temporomandibular Joint, Discarthrosis, Hipoplasia of the Femoral Ossification Nuclei, Vertebral Pain Syndrome, Compressive Discopathy with Secondary Radiculitis, Fibromalgia, Non-Articular Rheumatism, General Rehabilitation of Diseases of the Central, Peripheric and Bone-Muscular Nervous System like some Neuralgias, **Herniated Discs**, Fractures and Vertebral Subluxations, deformities of the Vertebral Column like Scoliosis and Kyphosis, Sciatic, Children's Palsy-Paralysis, Osteopeny in general, Delays in Children's Growth and Development, among many others.

APPENDIX

All of these diseases can be significantly relieved by **our Treatment**:

" **Macel System of Osseoarticular Regeneration and Anti-Aging of the Guzman Drs.** ", in their basic medical treatment, which exemplifies **its role in the regulation and maintenance of connective tissue in general and those derived from embryonal mesenchime** and likewise shows its great therapeutic possibilities; getting excellent results by administering the right Medication and **our Treatment** in the basic medical treatment of these problems.

" We hope that with this brief description and summary of the clinical applications and actions of **our Treatment**: "**MACEL SYSTEM OF OSSEOARTICULAR REGENERATION AND ANTI-AGING OF THE GUZMAN DRs.**", among other things, to have shown you these options for this kind of problems, **of few current therapeutic possibilities**, trying to motivate you to get healing and relief, **if you suffer from this kind of diseases** ".

ROMACEL GROUP

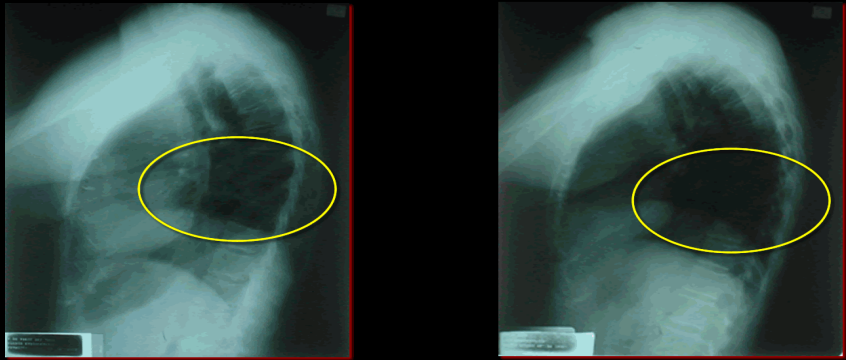
CHAPTER IV. SOLVED CLINICAL CASES by the *Treatment*
on Bone-articular Regeneration and Aging,
as an example of ideal, real and *Ad integrum* Healing
for these kind of Diseases.
Experience and practical Usefulness.

The following are some of the **CURRENTLY SOLVED CLINICAL CASES** of the
GUZMAN DRS. and the **ROMACEL GROUP Viagland nr International**, to exemplify clearly and
objectively the surprising benefits of the use, in the Basic Medical treatment, of our *Treatment*, in this kind of
Diseases treated by **Osseoarticular and
Regenerative Medicine** and **Anti-Aging**.

To see the **MOST RECENT CLINICAL CASES** visit our Website: **www.viagland.net**

you can see in these **CLINICAL CASES** how these Patients, at the start of their **MEDICAL OSTEOARTICULAR
REGENERATIVE** and **ANTI-AGING** Treatment, presented *Degeneration and Decalcification of their Bones and
Articulations, and Intervertebral Discs*, which can be seen in **the Deformation and reduction of the Intervertebral
Spaces, which is inferred as HERNIATED DISCS** and **Regional Compressions of the respective Nerves and
respective Plexus Nervous (Ej. Ciatic and Brachialis)**, presenting **Pain and Functional and Physical Incapacity**
especially at the level of the **Back and neck in general and Lower and Upper Extremities**.

Before our **Restorative Treatment**, we can clearly observe **the Stopping and Reversion** of all these Clinical
Pictures, which speaks of the very important and spectacular **Structural Regeneration, Revitalization Remodeling**
of this Tissue, ending in its **NATURAL HEALING**.



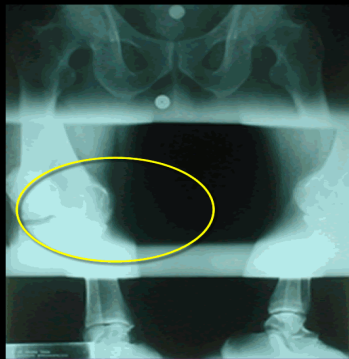
Antes **Después**

**Tratamiento de los
Dres. Guzmán**

ROMACEL, S.A. DE C.V.
Código de Archivo: J 01-10.
Nombre: M. de J. J. F. Edad: 67 Años.
Sexo: Femenino. Lugar de Residencia: Apaseo el Grande, Guanajuato.
Duración del Tratamiento: 24 Abril 2009 al 12 Marzo 2010.

CLÍNICA MACEL DE MEDICINA INTEGRAL DE MÉXICO, S. C.
SISTEMA MACEL DE REGENERACIÓN OSTEOARTICULAR Y ANTI-ENVEJECIMIENTO DE LOS DRES. GUZMÁN

REGENERACIÓN DISCAL DE COLUMNA DORSAL CON CORRECCIÓN DE CIFOSIS (Encorvamiento)



Antes



Después

Tratamiento de los Dres. Guzmán

ROMACEL, S.A. DE C.V.

Código de Archivo: R 03-10.

Nombre: R. R. R. Edad: 74 Años.

Sexo: Masculino. Lugar de Residencia: Apaseo el Grande, Guanajuato.

Duración del Tratamiento: 30 Enero 2009 al 12 Marzo 2010.

CLÍNICA MACEL DE MEDICINA INTEGRAL DE MÉXICO, S. C.

SISTEMA MACEL DE REGENERACIÓN OSTEOARTICULAR Y ANTI-ENVEJECIMIENTO DE LOS DRES. GUZMÁN

REGENERACIÓN INTEGRAL NATURAL DEL CARTILAGO ARTICULAR Y MENISCOS DE LAS RODILLAS



Antes



Después

Tratamiento de los Dres. Guzmán

ROMACEL, S.A. DE C.V.

Código de Archivo: V 01-10.

Nombre: F. V. R. Edad: 65 Años.

Sexo: Masculino. Lugar de Residencia: Cuernavaca, Morelos.

Duración del Tratamiento: 17 Octubre 2009 al 22 Marzo 2010.

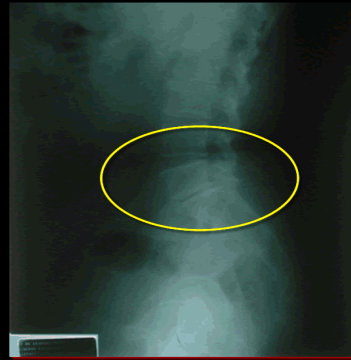
CLÍNICA MACEL DE MEDICINA INTEGRAL DE MÉXICO, S. C.

SISTEMA MACEL DE REGENERACIÓN OSTEOARTICULAR Y ANTI-ENVEJECIMIENTO DE LOS DRES. GUZMÁN

REGENERACIÓN VERTEBRAL-DISCAL CERVICAL CON CORRECCIÓN DE COMPRESIÓN NEURORADICULAR



Antes



Después

**Tratamiento de los
Dres. Guzmán**

ROMACEL, S.A. DE C.V.

Código de Archivo: V 14-10.

Nombre: A. V. C. Edad: 66 Años.

Sexo: Masculino. Lugar de Residencia: Naucalpan, Edo. de México.

Duración del Tratamiento: 31 Mayo 2008 al 13 Febrero 2010.

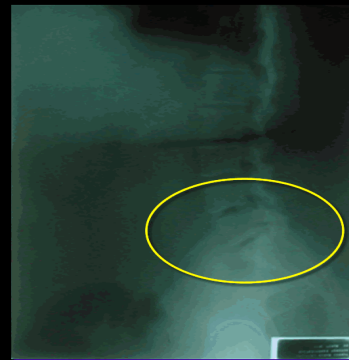
CLÍNICA MACEL DE MEDICINA INTEGRAL DE MÉXICO, S. C.

SISTEMA MACEL DE REGENERACIÓN OSTEOARTICULAR Y ANTI-ENVEJECIMIENTO DE LOS DRES. GUZMÁN

REGENERACIÓN DE DISCO INTERVERTEBRAL L5-S1 CON DESCOMPRESIÓN NEURAL DE CIÁTICA SEVERA



Antes



Después

**Tratamiento de los
Dres. Guzmán**

ROMACEL, S.A. DE C.V.

Código de Archivo: T 03-10.

Nombre: C. T. M. Edad: 66 Años.

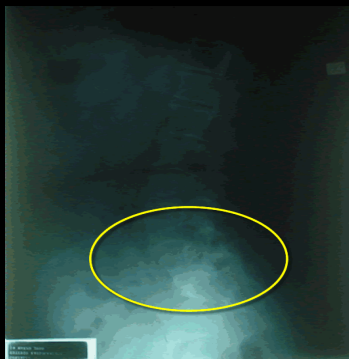
Sexo: Femenino. Lugar de Residencia: Cuautitlán, Edo. de México.

Duración del Tratamiento: 20 Octubre 2008 al 1 Marzo 2010.

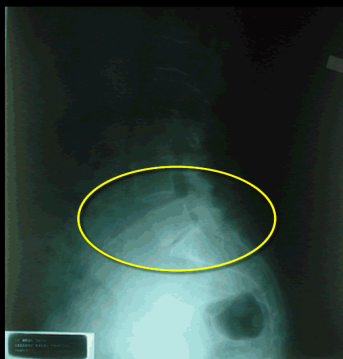
CLÍNICA MACEL DE MEDICINA INTEGRAL DE MÉXICO, S. C.

SISTEMA MACEL DE REGENERACIÓN OSTEOARTICULAR Y ANTI-ENVEJECIMIENTO DE LOS DRES. GUZMÁN

REGENERACIÓN DE 4ª y 5ª DISCOS LUMBARES CON REGRESIÓN-REDUCCIÓN DE HERNIAS DE DISCO



Antes



Después

Tratamiento de los Dres. Guzmán

ROMACEL, S.A. DE C.V.

Código de Archivo: G 29-2010.

Nombre: M. d. I. D. G. S. Edad: 64 Años.

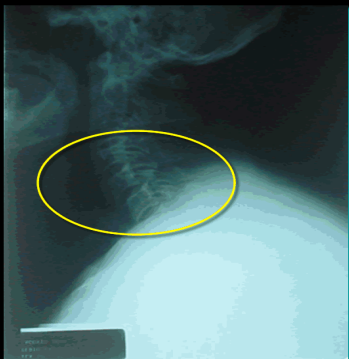
Sexo: Femenino. Lugar de Residencia: Guadalajara, Jalisco.

Duración del Tratamiento: 19 Marzo 2010 al 14 Mayo 2010.

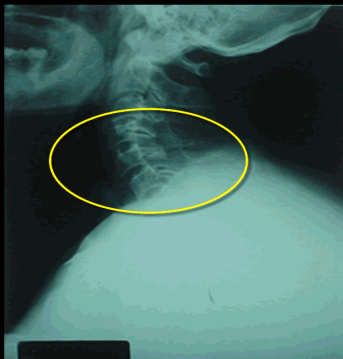
CLÍNICA MACEL DE MEDICINA INTEGRAL DE MÉXICO, S. C.

SISTEMA MACEL DE REGENERACIÓN OSTEOARTICULAR Y ANTI-ENVEJECIMIENTO DE LOS DRES. GUZMÁN

REGENERACIÓN DE HERNIAS DE DISCO 4^o y 5^o DISCOS LUMBARES CON DESCOMPRESIÓN NATURAL



Antes



Después

Tratamiento de los Dres. Guzmán

ROMACEL, S.A. DE C.V.

Código de Archivo: A 10-2010.

Nombre: M. A. A. Edad: 64 Años.

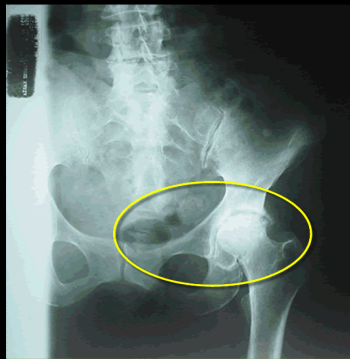
Sexo: Masculino. Lugar de Residencia: Ixtlahuaca de Villada, Edo. de México.

Duración del Tratamiento: 3 Agosto 2009 al 15 Mayo 2010.

CLÍNICA MACEL DE MEDICINA INTEGRAL DE MÉXICO, S. C.

SISTEMA MACEL DE REGENERACIÓN OSTEOARTICULAR Y ANTI-ENVEJECIMIENTO DE LOS DRES. GUZMÁN

REGENERACIÓN DE DISCOS CERVICALES CON CORRECCIÓN DE LISTESIS VERTEBRAL (Destizamiento)



Antes



Después



**Tratamiento de los
Dres. Guzmán**

ROMACEL, S.A. DE C.V.

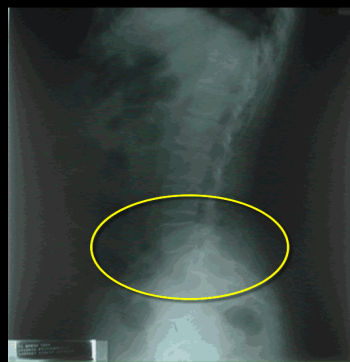
Código de Archivo: R 49-2010.
 Nombre: M. C. R. S. G. Edad: 77 Años.
 Sexo: Femenino. Lugar de Residencia: México, D.F.
 Duración del Tratamiento: 12 Marzo 2010 al 5 Junio 2010.



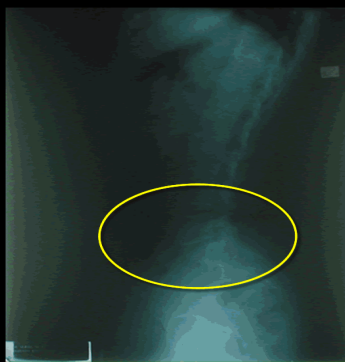
CLÍNICA MACEL DE MEDICINA INTEGRAL DE MÉXICO, S. C.

SISTEMA MACEL DE REGENERACIÓN OSTEOARTICULAR Y ANTI-ENVEJECIMIENTO DE LOS DRES. GUZMÁN


REGENERACIÓN DE LA ARTICULACIÓN DE LA CADERA (COXARTROSIS) EN PACIENTE DE 77AÑOS



Antes




Después



**Tratamiento de los
Dres. Guzmán**

ROMACEL, S.A. DE C.V.

Código de Archivo: P 04-2010.
 Nombre: Y. P. P. Edad: 57 Años.
 Sexo: Femenino. Lugar de Residencia: Iguala, Guerrero.
 Duración del Tratamiento: 7 Marzo 2009 al 19 Junio 2010.



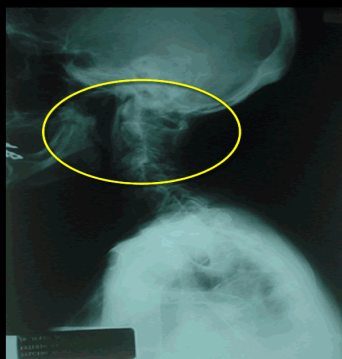
CLÍNICA MACEL DE MEDICINA INTEGRAL DE MÉXICO, S. C.

SISTEMA MACEL DE REGENERACIÓN OSTEOARTICULAR Y ANTI-ENVEJECIMIENTO DE LOS DRES. GUZMÁN

REGENERACIÓN DE HERNIA DE DISCO L5-S1 (COMPRESIÓN VERTEBRAL-DISCAL NEURORADICULAR REGIONAL)



Antes



Después

Tratamiento de los Dres. Guzmán

ROMACEL, S.A. DE C.V.

Código de Archivo: D 03-2010.

Nombre: T. D. R. Edad: 79 Años.

Sexo: Femenino. Lugar de Residencia: México, D.F.

Duración del Tratamiento: 12 Diciembre 2009 al 26 Junio 2010.

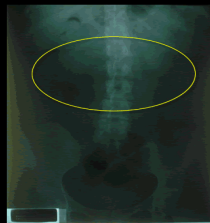
CLÍNICA MACEL DE MEDICINA INTEGRAL DE MÉXICO, S. C.

SISTEMA MACEL DE REGENERACIÓN OSTEOARTICULAR Y ANTI-ENVEJECIMIENTO DE LOS DRES. GUZMÁN

REGENERACIÓN DE ARTROSIS CERVICAL DEGENERATIVA (Osteoartritis) EN PACIENTE DE 79 AÑOS



Antes



Después

Tratamiento de los Dres. Guzmán

ROMACEL, S.A. DE C.V.

Código de Archivo: L 09-2010.

Nombre: K. L. S. Edad: 22 Años.

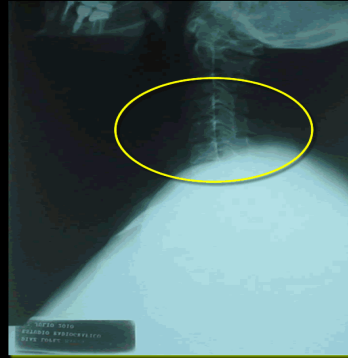
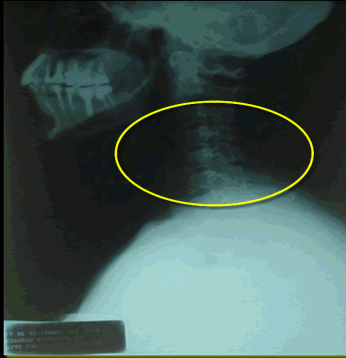
Sexo: Femenino. Lugar de Residencia: Cuautitlán Izcalli, Edo. de México.

Duración del Tratamiento: 3 Agosto 2009 al 26 Junio 2010.

CLÍNICA MACEL DE MEDICINA INTEGRAL DE MÉXICO, S. C.

SISTEMA MACEL DE REGENERACIÓN OSTEOARTICULAR Y ANTI-ENVEJECIMIENTO DE LOS DRES. GUZMÁN

RESTAURACIÓN Y CORRECCIÓN DE ESCOLIOSIS DORSOLUMBAR (Desviación) EN PACIENTE DE 22 AÑOS



Antes

Después

**Tratamiento de los
Dres. Guzmán**

ROMACEL, S.A. DE C.V.

Código de Archivo: D 18-2009.

Nombre: M. d. C. D. L. Edad: 48 Años.

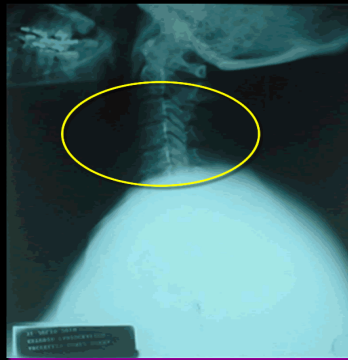
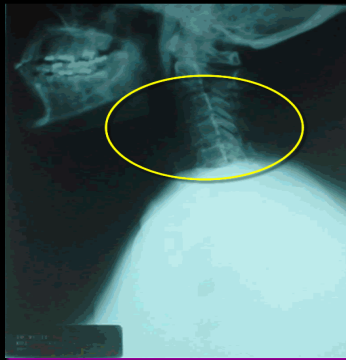
Sexo: Femenino. Lugar de Residencia: La Habana, Cuba.

Duración del Tratamiento: 14 Diciembre 2009 al 17 Julio 2010.

CLÍNICA MACEL DE MEDICINA INTEGRAL DE MÉXICO, S. C.

SISTEMA MACEL DE REGENERACIÓN OSTEOARTICULAR Y ANTI-ENVEJECIMIENTO DE LOS DRES. GUZMÁN

REGENERACIÓN DE DISCARTRÓFIS DE COLUMNA CERVICAL (Descompresión) EN PACIENTE DE 48 AÑOS



Antes

Después

**Tratamiento de los
Dres. Guzmán**

ROMACEL, S.A. DE C.V.

Código de Archivo: A 36-2010.

Nombre: N. A. G. Edad: 49 Años.

Sexo: Femenino. Lugar de Residencia: Naucalpan, Edo. de México.

Duración del Tratamiento: 16 Febrero 2010 al 31 Julio 2010.

CLÍNICA MACEL DE MEDICINA INTEGRAL DE MÉXICO, S. C.

SISTEMA MACEL DE REGENERACIÓN OSTEOARTICULAR Y ANTI-ENVEJECIMIENTO DE LOS DRES. GUZMÁN

REGENERACIÓN DE DISCOS INTERVERTEBRALES CERVICALES (Osteoartritis) EN PACIENTE DE 49 AÑOS



Antes



Después

**Tratamiento de los
Dres. Guzmán**

ROMACEL, S.A. DE C.V.

Código de Archivo: M 17-2010.

Nombre: B. A. M. L. Edad: 71 Años.

Sexo: Masculino. Lugar de Residencia: Salina Cruz, Oaxaca.

Duración del Tratamiento: 13 Noviembre 2009 al 18 Septiembre 2010.

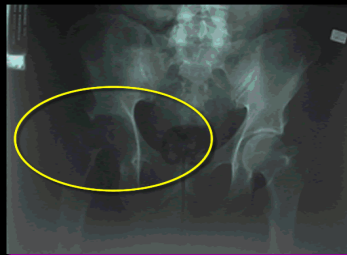
CLÍNICA MACEL DE MEDICINA INTEGRAL DE MÉXICO, S. C.

SISTEMA MACEL DE REGENERACIÓN OSTEOARTICULAR Y ANTI-ENVEJECIMIENTO DE LOS DRES. GUZMÁN

REGENERACIÓN - DESCOMPRESIÓN DISCAL DE COLUMNA LUMBOSACRA (Discartrosis) EN PACIENTE DE 71 AÑOS



Antes



Después

**Tratamiento de los
Dres. Guzmán**

ROMACEL, S.A. DE C.V.

Código de Archivo: B 15-2010.

Nombre: S. B. B. Edad: 49 Años.

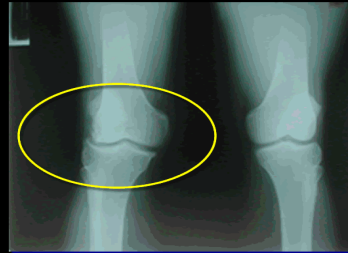
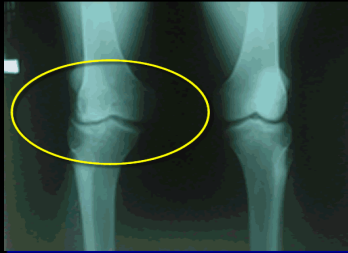
Sexo: Masculino. Lugar de Residencia: Atlatlahucan, Morelos.

Duración del Tratamiento: 2 Junio 2010 al 1 Septiembre 2010.

CLÍNICA MACEL DE MEDICINA INTEGRAL DE MÉXICO, S. C.

SISTEMA MACEL DE REGENERACIÓN OSTEOARTICULAR Y ANTI-ENVEJECIMIENTO DE LOS DRES. GUZMÁN

DESCOMPRESIÓN REGENERATIVA COXOFEMORAL (Coxartrosis) EN PACIENTE DE 49 AÑOS



Antes

Después

Tratamiento de los Dres. Guzmán

ROMACEL, S.A. DE C.V.

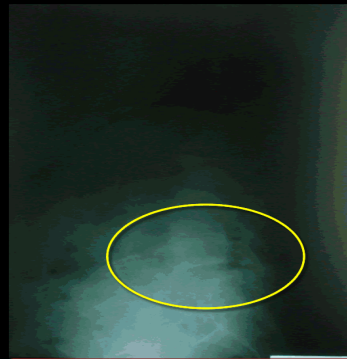
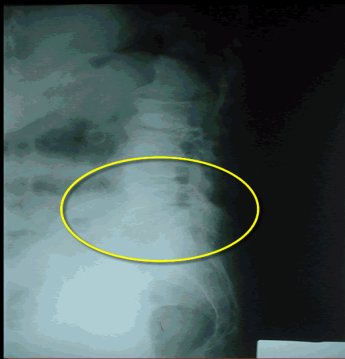
Código de Archivo: C 43-2010.
Nombre: C. A. C. A. Edad: 39 Años.

Sexo: Masculino. Lugar de Residencia: Jojutla, Morelos.
Duración del Tratamiento: 14 Mayo 2010 al 24 Septiembre 2010.

CLÍNICA MACEL DE MEDICINA INTEGRAL DE MÉXICO, S. C.

SISTEMA MACEL DE REGENERACIÓN OSTEOARTICULAR Y ANTI-ENVEJECIMIENTO DE LOS DRES. GUZMÁN

REGENERACIÓN DE CARTILAGOS Y MENISCOS DE LA RODILLA SIN CIRUGÍA (Gonartrosis) EN PACIENTE DE 39 AÑOS



Antes

Después

Tratamiento de los Dres. Guzmán

ROMACEL, S.A. DE C.V.

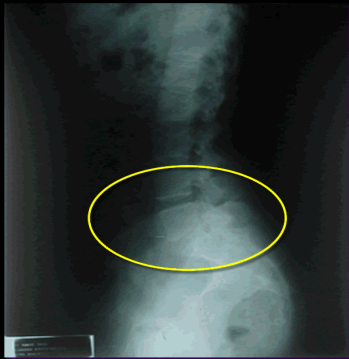
Código de Archivo: L 22-2010.
Nombre: R. L. M. Edad: 72 Años.

Sexo: Femenino. Lugar de Residencia: Salina Cruz, Oaxaca.
Duración del Tratamiento: 12 Mayo 2010 al 13 Noviembre 2010.

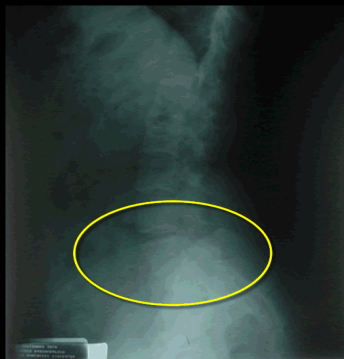
CLÍNICA MACEL DE MEDICINA INTEGRAL DE MÉXICO, S. C.

SISTEMA MACEL DE REGENERACIÓN OSTEOARTICULAR Y ANTI-ENVEJECIMIENTO DE LOS DRES. GUZMÁN

REGENERACIÓN - REVERSIÓN DE GRAN DEGENERACIÓN DE COLUMNA LUMBOSACRA (OsteoDisc Artrosis) EN PACIENTE FEMENINO PARALÍTICO DE 72 AÑOS



Antes



Después

Tratamiento de los Dres. Guzmán

ROMACEL, S.A. DE C.V.

Código de Archivo: D 16-2010.

Nombre: E. D. D. Edad: 35 Años.

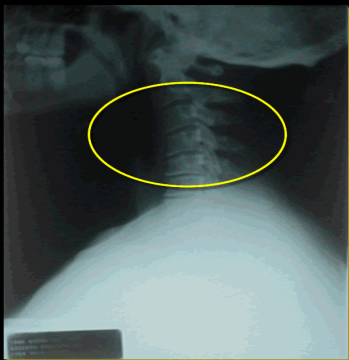
Sexo: Femenino. Lugar de Residencia: Ixtlahuaca de Villada, Edo. de México.

Duración del Tratamiento: 24 Abril 2010 al 13 Noviembre 2010.

CLÍNICA MACEL DE MEDICINA INTEGRAL DE MÉXICO, S. C.

SISTEMA MACEL DE REGENERACIÓN OSTEOARTICULAR Y ANTI-ENVEJECIMIENTO DE LOS DRES. GUZMÁN

REGENERACIÓN - DESCOMPRESIÓN DE 5º DISCO LUMBAR (Discopatía Compresiva) EN PACIENTE DE 35 AÑOS



Antes



Después

Tratamiento de los Dres. Guzmán

ROMACEL, S.A. DE C.V.

Código de Archivo: L 04-2010.

Nombre: P. L. A. Edad: 47 Años.

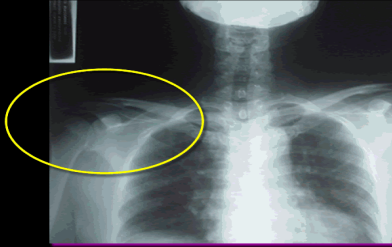
Sexo: Masculino. Lugar de Residencia: Ixtlahuaca de Villada, Edo. de México.

Duración del Tratamiento: 18 Enero 2010 al 13 Noviembre 2010.

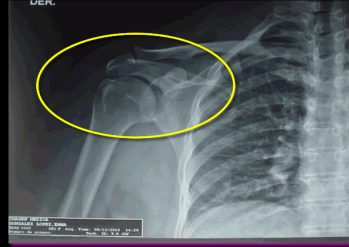
CLÍNICA MACEL DE MEDICINA INTEGRAL DE MÉXICO, S. C.

SISTEMA MACEL DE REGENERACIÓN OSTEOARTICULAR Y ANTI-ENVEJECIMIENTO DE LOS DRES. GUZMÁN

REGENERACIÓN - DESCOMPRESIÓN DE COLUMNA CERVICAL INVERTIDA (Disco-Neuro-Radiculopatía Compresiva) MUY SEVERA EN PACIENTE DE 47 AÑOS



Antes



Después

Tratamiento de los Dres. Guzmán

ROMACEL, S.A. DE C.V.

Código de Archivo: L 39-2010.
Nombre: E. L. G. Edad: 66 Años.

Sexo: Femenino. Lugar de Residencia: Cuernavaca, Morelos.
Duración del Tratamiento: 10 Noviembre 2010 al 7 Enero 2011.

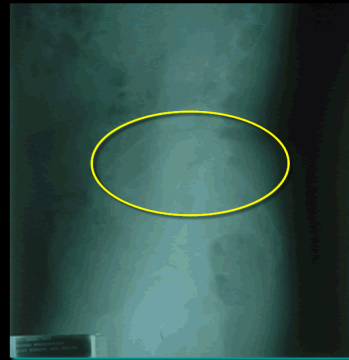
CLÍNICA MACEL DE MEDICINA INTEGRAL DE MÉXICO, S. C.

SISTEMA MACEL DE REGENERACIÓN OSTEOARTICULAR Y ANTI-ENVEJECIMIENTO DE LOS DRES. GUZMÁN

**REGENERACIÓN -AD INTEGRUM DE ARTICULACIÓN GLENOHUMERAL DERECHA (Hombro " Congelado ")
MUY SEVERA EN PACIENTE DE 66 AÑOS**



Antes



Después

Tratamiento de los Dres. Guzmán

ROMACEL, S.A. DE C.V.

Código de Archivo: R 02-2011.
Nombre: J. M. R. H. Edad: 41 Años.

Sexo: Masculino. Lugar de Residencia: México, D.F.
Duración del Tratamiento: 18 Octubre 2010 al 17 Enero 2011.

CLÍNICA MACEL DE MEDICINA INTEGRAL DE MÉXICO, S. C.

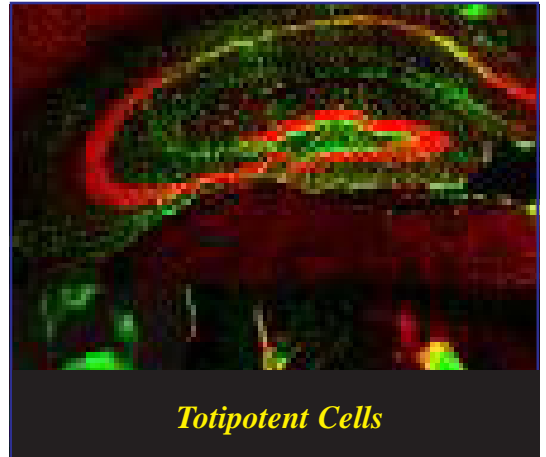
SISTEMA MACEL DE REGENERACIÓN OSTEOARTICULAR Y ANTI-ENVEJECIMIENTO DE LOS DRES. GUZMÁN

**REGENERACIÓN -DESCOMPRESIVA DE HERNIA DE DISCO DEL NÚCLEO PULPOSO LUMBAR (CIÁTICA SEVERA)
MUY AVANZADA EN PACIENTE DE 41 AÑOS**

CHAPTER V. CONCLUSIONS, RESULTS AND REFLECTIONS

Presenting to the H. International Medical Community and General Public of the **Treatment**, and all information in its Website: www.viagland.net

The fundamental reason for the presentation on this **BOOK** of the: **Treatment of the Guzman Drs.** ... “**A Healing aid to Regenerate your Bones and Delay Aging**” ..., is to show you *the excellent and surprising results that can be obtained by administering this Treatment, in a special way in the prevention and treatment of Osseo-articular and Musculo-Skeletal Diseases in general*, as well as *many other diverse Systemic Diseases of the Human Organism*, since in the end almost all Diseases depend, as we have seen before, in a proper *Bionenergetic balance and a correct Functioning of all our Homeostatic Corporal System*.



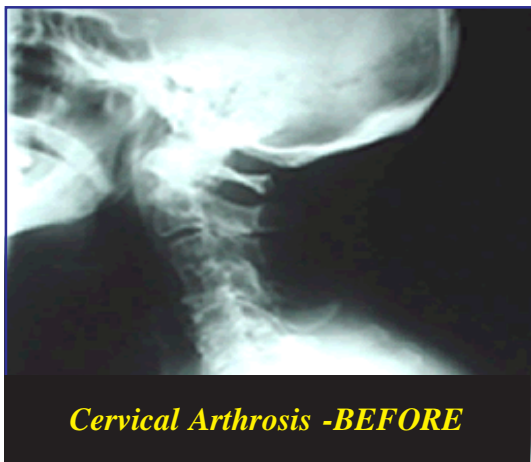
Totipotent Cells

In these **Clinical Cases** seen as examples we can observe that the use of this Treatment has given us the adequate **Regeneration, Revitalization and Remo-delling of the Vertebral-Discal System**, which can be seen in a correction *of the alignment and Vertebral stabilization, the opening of the Intervertebral spaces with the subsequent release or decompression of the Intervertebral Discs and corresponding regional Spinal Nerves, which are born at the level of the Conjunctional Holes-Foramens*; that is *an effective Discal, Nervous and Osseous decompression, Articular and Periarticular, which speaks of a REAL OSTEOARTICULAR REGENERATION*, with the subsequent reduction and disappearance of **Pain** (*Sensitive component*), *recuperation from Paralysis and Motor Strength* (*Motor Component*), and *range of movement and Articular functionality*.



Immune System

It's very important to point out that these results *were carried out ONLY with the administration of this Treatment of the Guzman Drs. WITHOUT NEED OF CHIROPRACTIC or ORTOPATHIC BIOMANIPULATION, or MASSAGE or EXERCISE* or any other type of *Physical Therapy or Rehabilitation*. Therefore, **IT IS POSSIBLE TO AVOID SURGERY OF THE VERTEBRAL COLUMN** be it for **HERNIATED DISCS** or **DEGENERATIVE PROCESSES**, among others.



Cervical Arthrosis -BEFORE

All of this translates into a **Total, Natural, Physiological Healing** according to the concept that ...

*“ Our Organism is capable of Self-healing through a adequate, real, effective, and precise stimulation and **Nutritional and Medical** induction, necessary for the type of Problem and Disease it presents. ”.*

It's for this that it *must be supported by Homeoisopathic and Homotoxicological Medications, as well as our Treatment for Osteoarticular Regeneration, and its Nutriceutical components*, which as we can see regenerated and reinforced the Vertebral Ligament System and Regenerated and an Revitalized the Osteoarticular and Cartilage structures, respectively, this can be observed clearly in the

phenomenon known as **Osseous Remodeling or real Osseous Regeneration**.

Our Treatment, is an Osteoarticular and Anti-Aging Regenerator and Revitalizer of the Ligament System, as well as *all Articular and Periarticular Tissue derived from Embryonal Mesenchime-Mesoderm*, that is, *Connective or Conjunctive Tissue or of Collagen in general*; its *Physiotherapeutic* is explained in **Chapter III** of this **BOOK**.

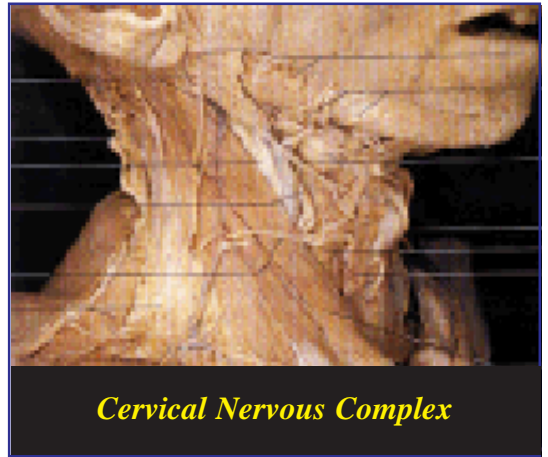
The essential motive for the use and clinical applications of *our Treatment, in the basic medical treatment*, among other products to help in the **Osteoarticular Regeneration**, in this type of Diseases treated by General medicine, consists in that currently *there are very few therapeutic possibilities*, speaking of **Osteoarticular Regeneration** and **Aging**, and the objective is that all people in general who suffer from *this type of Diseases* can benefit and take advantage of **this Treatment, representing the real option to help in this type of problems.**

Its because of this that for Diseases of the Osteoarticular System, Chronic-Degenerative, Rheumatic, of the Vertebral Column and others treated by General medicine, like those already mentioned, it can be used with very satisfactory results; also in some other diseases, such as: **Cervical Pain Syndrome, Dorsal, Lumbar and Sacrococcygeal; Compressive Disc and Neuroradicular; Vertebral Fractures and Subluxations; Deviations and Deformations of the Vertebral Column such as Scoliosis and Kyphosis; Herniated Discs and Discopathies in general; Sciatic; Rehabilitation in general of Diseases of the Cen-**



Cervical Arthrosis-AFTER

tral Nervous System, Peripheric and Osteomiofascioarticular (*Cephalea, Migraines, Neuralgia of the Trigemino, Facial Paralysis, Brachial Neuralgia, Children’s Palsy, etc.*); **Delays in Children’s Growth and Development**, which helps to stimulate naturally and without side effects, **among many others**, which leads us to suppose that there is a natural relationship between these proteins (**Parotin and others**) and the Nervous, Immune and Endocrine Systems of the Organism, y and perhaps based on that we can explain its interesting effects on **Anti-Aging and Rejuvenation of the Organism in general, among many others.**



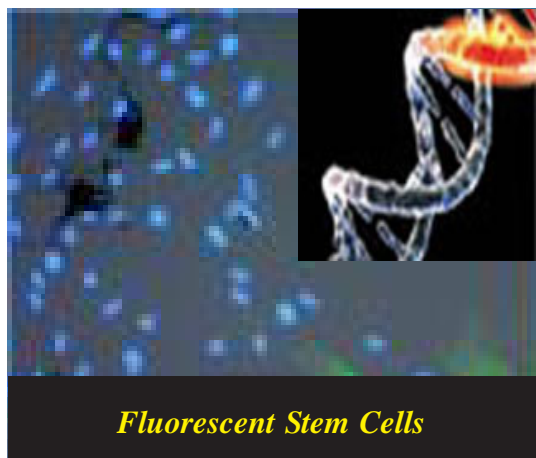
Cervical Nervous Complex

THE USE OF PAROTIN AND BIOPHYSICS IN OSTEOARTICULAR REGENERATION

(*Treatment of the Guzman Drs.*) - **General Concepts**

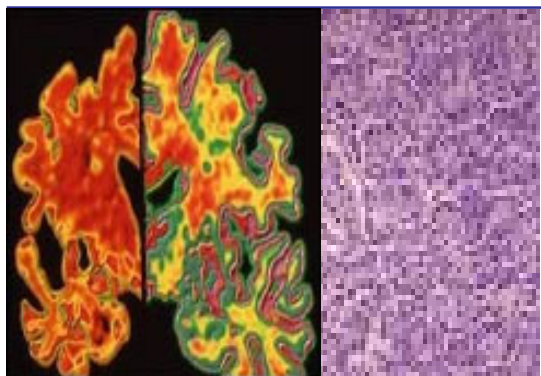
To finish, we can tell you that based on the research made on them, **José Ramón Pérez García M.D.**, *Member and Lecturer of the ROMACEL GROUP*, in collaboration with **the Guzman Drs.** and the **ROMACEL GROUP Viagland mr International**, we will tell you about the **General Concepts** on the hormone **Parotin and its active fraction AA-1** from the point of view of **Medical Óptic Biophysics**, branch of medicine that studies **the interaction of the electromagnetic spectrum, mostly in the range of visible light, infrared and ultraviolet with human tissue**. This is so you will understand all of the **clinical effects**, and for who have used **our Treatment** and have seen the **clinically**, being able to also prove **radiologically**, we will briefly present the following concepts.

First, the great Scientist **Louis Pasteur** discovered that *the living processes (the molecules) rotate under polarized light to the left or right, and this is related to their biological activity in el substrate. This assymetry hypothesized that it proceeded from cosmic influence and that the Sun and electromagnetic Radiation were the key for said action.*



Fluorescent Stem Cells

Afterwards, Russian scientists, especially **Alexander G. Gurwitsch** in the beginning of the XX Century asked themselves what could coordinate the activity of **trillions of cells in an indivisible unit like the human organism** and reached the conclusion that it was **weak electromagnetic radiation in the radiación ultraviolet range**. This weak energy had a superior effect than **metabolic energy** to **initiate mitosis (cell division)** -for which it was called **Mitogenic Radiation**, necessary to assemble the hundreds of thousands of molecules, lipids, sugars and **proteins** (*and on these the correct sequence to decide which protein was going to behave as an antibody, structural protein, hormone, etc.*), needs the Organism. However, **What coordinates these incredible cellular activities exactly through the**



Endocrine CELLS- CANCER

command center: the **DNA** ? ... They concluded that *it's cosmic radiation, through the so called cosmic rays, which, when reaching the troposphere -the the activity of living processes develops- is transformed into electromagnetic radiation that affects living tissue by carrying the information that will coordinate these singular events in the molecules.* Russian scientist **Vlail P. Kasnachev**, as well as **Alexander Leonidovich Chizhevski** demonstrated it experimentally.

All of these wonderful *Scientific-revolutionary Concepts* can be seen in greater detail, clearly and completely in the great research work of the **ROMACEL GROUP Viagland mr International**, presented by our *Lecturer and Researcher in Optical*

Medical Biophysics, **JOSÉ RAMÓN PÉREZ GARCÍA DR.**, along with **GUZMÁN DRs.** and the **ROMACEL GROUP**, in our **BOOK “ THE USE OF PAROTIN AND BIOPHYSICS IN OSTEOARTICULAR REGENERATION”** which is currently available for everyone.

In this **BOOK** are presented some very interesting concepts, such as ... “ that current research by russian scientists, finding that in the nuclei of intracellular molecules,(magnetic characteristics), *is produced a hyper-fine electromagnetic interaction*, due to patterns and neutrons (called **nucleons**) which are spinning in their own axis, besides having translation movements, generating changes **in the molecule's biological activity**, changing its geometric configuration and the phase-space. This will permit us to understand why **the fraction AA1 of Parotin** acts like a hormone and we end the polemic as to wheter it acts as a hormone or enzyme ”.

We also have concepts about ... “ *the geometric configuration and phase-space, which permits us to understand why the fraction AA1 Parotin, which with its antenna shape, absorbs and emits photons (electromagnetic radiation) to carry out its varied biological activities* ”.

And also that ... “ *the biochemical reactions -which are carried out at almost the speed of light- 300,000 kms./second approx. in its rotating action of the phase-space where they take place, is crucial for the biological work, be it to maintain the cell's anti-entrophy or to correct it.* This is what the **fraction AA1 of Parotin**, carries out in its action mechanism ”.

On the other hand, we have that the **fraction AA1 of Parotin** by changing its wavelength and frequency for **subatomic dextrous changes or**



MALIGNANT TUMORS

levoposition, lets it realize its beneficial biologic work, which *has been testified by many doctors and researchers from a clinical viewpoint, in Mexico as well as in many other parts of the World* (As other examples we have Naproxen which to the left -levogyre it's a potent analgesic and anti-inflammatory, and to the right-dextrogyre is totally innocuous. Benzopyrene to the right with radical 1,2 es innocuous, but to the left it's a potent carcinogen).


Also, **The fraction AA1 of Parotin** by having embryonic similitude to Insulin and Glucagon will modulate (*displacing the densities of electrical charge*) to the inflammatory cytokines and also the inflammatory eicosanoids, suppressing pain, inflammation and **initiating the self-repairing of damaged tissue**.



By this scientific electromagnetic method of Optical Biophysics *can also change the concept of Nutritional Supplement and take it to the real of Antientropic Supplement*, as is the case of **Parotin** from our Treatment of **ROMACEL GROUP**.

Finally, *hoping to get your attention and interest on this subject*, in this brief conceptual explanation, we will comment that **Parotina and its fraction AA1** has a specific geometric structure *which permits it to absorb and emit electromagnetic radiation to carry out its biological work* and this permits us to use it in clinical work. **The satisfactory results in the musculoskeletal system** are due to the interaction between the interaction of different nuclei and the structures of the electrons that surround them –known as **hyperfine interactions** – of the subatomic components of said *amino acid fraction AA1*.

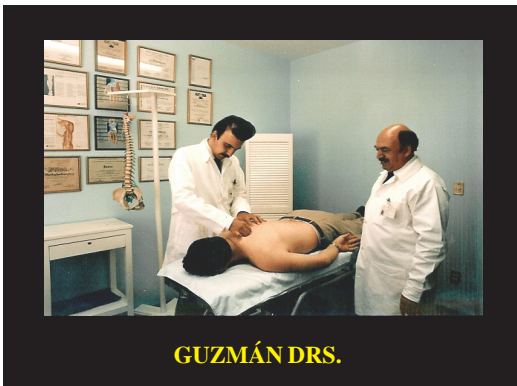
The majority of nuclear components -protons, neutrons and electrons of **Parotin**, show a phenomenon in which *an isotope of its components produces magnetism* -**Magnetic Isotope Effects**- which mediate *all the actions of breathing, regeneration and maintenance of healthy and damaged tissue*. Molecular maintenance through this Magnetic Isotope Effect of the structures of salivary glands which produce this protein, **Parotin**, **which guarantees a healthy biological action** (antientropic). **It's possible to utilize Parotin on individuals of any age or sex because of its aforementioned properties.**



Haematopoietic Cells

As an example of its multiple uses, we have *delays in children's growth and development, fractures, arthrosis of diverse origin, osteoporosis and musculoskeletal changes of the body in general related with the real and general aging of the Human Organism* (**ANTI-AGING EFFECT**).


CHAPTER VI. EPILOGUE



To conclude this simple presentation of the **BOOK of our Treatment**, we want to tell you *that it has been and is a great honor* for us and the **MEMBERS, COLLABORATORS, DISTRIBUTORS and FRIENDS** that form our **ROMACEL GROUP Viagland™ International**, and that *thanks precisely to their very valuable contributions and enormous effort*, we have been able to *achieve together all of our common goals*; being some of them, to mention, *lovingly and respectfully*, el **Miguel Ángel Guzmán Torrea, M.D.**, **Luz María García Pineda, N.D.**, **Miguel Ángel José Guzmán García, Alejandro Guzmán García, Enrique Guzman Garcia, M.D.**, **Raúl Villavicencio Becerril Lawyer, Alejandro Villavicencio Becerril Lawyer, Rogelio Villavicencio Becerril Biologist, Tomasa Lavin Setien, N.D.**, **Mr. Gorka Jon Rubio Lavín, Mrs. Silvia Estela Penados de Cifuentes, Silvia Maria Cifuentes Penados Lawyer, Francisco de Asis Durán Mendez M.D.**, **Javier**

Pulido Arrieta, N.D., **Mario Horacio Domínguez Amescua, N.D.**, **José Guadalupe Vargas Jimenez, M.D.**, **José Ramón Pérez García, M.D.**, **Carlos Fco. Pallares Díaz, Q.F.B.**, **María Herrera Chavez, N.T.**, **Mrs. María del Carmen Guzmán García, Victor Manuel Perez Ibarra Lawyer, Josá Ascención Aguirre Pescador Lawyer and Counter, María Angélica Guzmán Herrera Publicist, Mr. Alejandro R.O. Guzman Herrera and Domingo Cabrera Velazquez Lawyer**, among many others.

The **GUZMAN DRS.** are all **Medical Doctors** graduated from the **UNAM** (National Autonomous University of Mexico) and **UAEM** (*Autonomous University of the State of Morelos*) and with diverse *Degree and Graduate courses*, of which we can mention: **Naturopathy, Iridology, Acupuncture, Homeopathy, Gerontology, Anti-Aging Medicine, Osteopathy, Chiropractics, Alternative and Complementary Medicine**, among many others, and thanks to that they have been able to confirm their treatment: “ **Macel System of Bone-articular Regeneration and Anti-Aging of the Guzmán Drs.** ”.

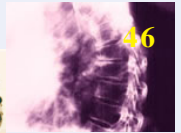
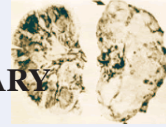
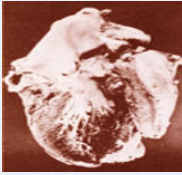


It brings us great satisfaction to have been able to achieve **international recognition** for *our treatment*, and our **ROMACEL GROUP Viagland™ International**, since it represents all the achievements and the great efforts of **our work group** reflected on the **exhaustiv work and Clinical-Biomedical research which we have carried out through more than 45 years on Bone-articular Regeneration and Human Anti-Aging**. For our **GROUP**, the most important is that we are reaching communities of people who suffer from **this type of problems and Chronic-Degenerative Diseases**, and to be able to help them solve their problems is and will be **our main common objective**, always to contribute to a bigger and better **growth and development for Humanity** and its complete **Bio-Psycho-Social well-being**.

It is for this that in this brief presentation, once more, **we wish to communicate to you, Patients, Colleagues and general Public**, who are what has made us and lets us be what we are, **our most sincere and deepest gratitude for your great support, trust, acceptance and recognition**, as well as to all the members of our **ROMACEL GROUP Viagland™ International, Collaborators, Distributors and Friends**, which thanks to our common efforts **one of our biggest goals and objectives ... “ to bring You all of this great help, knowledge, benefit and healing ”**.

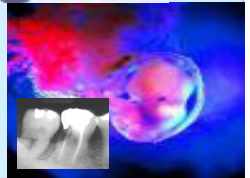
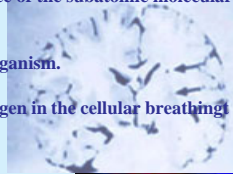
we hope to **always be of service to you**, all of it for your Integral well-being, with our **Total Quality**, as your **ROMACEL GROUP Viagland™ International**.

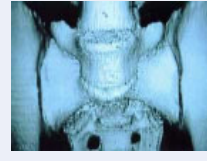
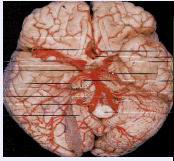




CHAPTER VII. GLOSSARY

Term	Description
Antientropy	Constant increase in the Free Energy of the System (the cell) to do biological work.
Arteriosclerosis	Hardening of the Arteries, caused by Cholesterol deposits.
Ateromes	Cholesterol plaques in the inner walls of the Arterial Blood Vessels.
Optical Biophysics	Interaction of electromagnetic radiation in all the Spectrum.
Embryonal Blastule or Blastocyst	8 Cell Embryo that on the 1st week after fecundation implants itself on the Uterine Cavity.
Acinary Cells	Glandular Cells in the shape of Sacks.
Glial Cells	Connective Cells of the Supporting Connective Tissue and nutrition of the Nervous System in general.
Subatomic Molecular Components	Neutron, Proton, Electron with their respective spins, on their own axis.
Neuroradicular Compression	Compression of the Rachideal Nerves born of the Spinal Medulla.
Load Density	Magnitude of the energy that changes -increasing or decreasing- topologically (where the action takes place).
Epithelials	Covering tissue like Skin and Mucose.
Homeostatic balance	Internal balance of our body's metabolism.
Múltiple and Plaque Sclerosis	Chronic-Degenerative diseases that cause hardening and inflammation of the Cerebral Tissue and the Spinal Medulla, accompanied by a loss of the protective layer of mielin and affecting the Nervous Tissue in all its functions (Immunological Disorder).
Phase-Space	Where the topological space self-organizes quantifying- modifying the biological work of the molecule.
Spin	Rotating movement on its own axis in the phase-space of the subatomic molecular particles, generating magnetism.
Endogenous Steroids	Hormones that are produced in the interior of the organism.
Oxidative Stress	Oxidation of the cells by the Free Radicals of the Oxygen in the cellular breathing process.
Phytoestrogens	Estrogens of Vegetable origin.
Photon	Electron that behaves as a wave with quantified energy.
Frecuency	Number of rotating actions per second.





Term

Description

Endothelial Function

Endocrine function of the inner layer of blood vessels.

Geometry of Position or Geometric Structure

Position in the phase-space of the subatomic structures of the molecules.

Herniated Discs

Herniation of nucleus pulposus and Protrusion by compression of the Intervertebral Discs.

Hyperfine Magnetic Interaction

Mutual electromagnetic influence between the nuclei and the electronic structures that surround them, related to the "spin" of the subatomic particles.

Legg-Calvé- Perthes

Degenerative childhood disease of the Femoral Heads.

Libido

Psychic Sexual Energy.

Wavelength

Rotating action of the subatomic particles on an axis, projected as a sinusoidal wave.

Mesénquima Embrionario

Connective tissue part of the Mesoderm or 2nd embryonal layer, which originates all the tissue of the Musculoskeletal System.

Degenerative Osteoarthritis

Disease of chronic progressive degeneration of the Bones and Articulations, also known as Arthrosis or Osteoartrosis.

Osteoporosis

Disease of the Bones that causes loss of osseous Mass and de-calcification, with propensity to fractures by traumatism or spontaneously.

Paraplegy

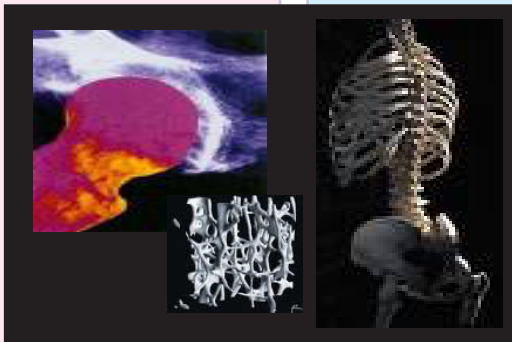
Paralysis of both upper or lower limbs.

Polarización

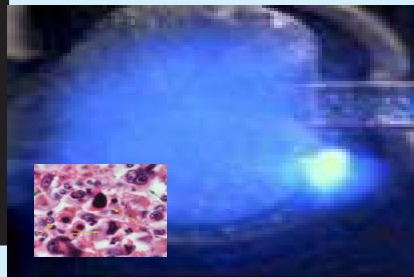
Direction in the phase-space associated with a photon or group of photons.

Radiación Electromagnética

Packed (quantified) energy, which acts as a vector to guide the biological cellular work ..



“ Macel System of Osteoarticular Regeneration and Anti-Aging of the Guzman Drs. ”



Bibliographic References

Treatment of the Guzmán Drs.
(Parotin and others)

- 1.- Ito Y, Mizotuni A.
Jpn
Phar. Soc., Japón 72-244 1952
- 2.- Amuna S. Yoskikusa K.
Jpn
J. Pharm and Nom 26-74 1954
- 3.- Shibeta y Col.
Jpn
Naibumpi 2-219 1955
- 4.- Ito Y, Shinada M
Jpn
Endocrinol, Japón 5-211 1958
- 5.- Arai y Yagi T.
Jpn
J. Kelin. Endocrinol 6.1-8 1958
- 6.- Ito Y, Okabe D.
Jpn
Endocrinol, Japón 6-171 1959
- 7.- Ito Y, Ann. N.Y.
Jpn
Acad. SOC. 86-288-31 1960
- 8.- Parks H. F.
"On the fine structure of the parotid gland of mouse and rat".
Eng
Am. J. Anat. 108, 303-329, 1961
- 9.- Dzierzykraj-Rogalska I; S. Chodynicky; L. Wisniewski
"The effect of gonadectomy on the parotid salivary gland and Loewenthal's gland in white mice".
Pol.
Acta Med. Pol. 4, 221-228, 1963
- 10.- Nava Rivera A; Fernandez Gavarron F; Gamboa Dominguez C
"The action of the effect of parotin on the response to acetylcholine in the isolated rabbit intestine".
Spa
ADM, 21:71-7, 1964 Mar-Apr
- 11.- Nava Rivera A. y Col. Rev. As. Dental Mex.
Mex
22-71-77 1964
- 12.- Buriakina MS
"Effect of intramuscular injection of *parotin* on calcium metabolism in teeth and bones (according to Ca45-incorporation indexes)".
Rus
Patol Fiziol Eksp Ter, 9(3):73-4 1965 May-Jun
- 13.- Ito Y; Okabe S; Namba S
"Studies on beta-parotin. I. Extraction of beta-parotin from autolyzed bovine parotid gland. (Studies on the physiological chemistry of the salivary glands.LXIV)".
Eng
Endocrinol Jpn, 12:63-8, 1965 Jun
- 14.- Ito Y; Okabe S; Namba S
"Studies on beta-parotin. II. Purification of beta-parotin. (Studies on the physiological chemistry of the salivary glands. LXV)".
Eng
Endocrinol Jpn, 12:69-77, 1965 Jun
- 15.- Ito Y
"Studies on beta-parotin.3. Activation of inactive beta-parotin by the incubation. (Studies on the physiological chemistry of the salivary glands. LXVI)". Jpn. Endocrinol, 1965 Jun
- 16.- Nishimura M
"Effect of salivary gland hormone parotin on calcium metabolism in parathyroid-ectomized rats".
Eng
Bull Tokyo Dent Coll, 6:87-92, 1965 Jul
- 17.- Ito Y
"Studies on beta-parotin. IV. Isolation and chemical properties of beta-parotin.(Studies on the physiological chemistry of the salivary glands. LXVII)".
Eng
Endocrinol Jpn, 12:249-61, 1965 Dec
- 18.- Namba S
"Studies on beta-parotin. V. On a by-product separated from beta-parotin fraction".
Eng
Endocrinol Jpn, 12:262-7, 1965 Dec
- 19.- Namba S
"Studies on beta-parotin. VI. The effect of various chemical reagents and proteolytic enzymes upon beta-parotin".
Eng
Endocrinol Jpn, 12:268-76, 1965 Dec
- 20.- Brat A; Zoli A; Cotrozzi G; Giardina A; Saporetto G
"Comportamento degli acidi adenosinfosforici nel sangue di ratto dopo somministrazione di parotina e di estratto placentare".
"Behavior of the adenosine phosphoric acids in the blood of the rat after administration of *parotin* and of placental extract".
Ita
Rass Neurol Veg, 1965 Dec 31; 19(6):530-40
- 21.- Cotrozzi G; Zoli A; Giardina A; Brat A
"Effetti della parotina sul ricambio idrico del ratto. Confronto con gli effetti di estratti di organo".
"Effects of *parotin* on water metabolism in the rat. Comparison with the effects of organ extracts".
Ita
Rass Neurol Veg, 1965 Dec 31;19(6):523-9
- 22.- Giardina A; Zoli A; Cotrozzi G; Brat A; Saporetto G
"Indagine sulle frazioni polisaccaridico-proteiche nel siero di ratto dopo trattamento con estratto placentare. Confronto con gli effetti indotti da un trattamento parotinico".
"Research on the polysaccharide-protein fractions in the blood of rats after treatment with placental extract. Comparison with the effects of treatment with *parotin*".
Ita
Rass Neurol Veg, 1965 Dec 31; 19(6):513-22
- 23.- Ito Y; Moriya H; Moriwaki C
"Studies on the oral administration of saliva-parotin-A. I. Biological responses after the oral administration of saliva-parotina-A".
Eng
Endocrinol Jpn, 12:298-304, 1965 Dec
- 24.- Ito Y; Moriwaki C; Moriya H
"Studies on the oral administration of saliva-*parotin*-A.II. Effects on the epiphyseal growth of tibia in rats".
Eng
Endocrinol Jpn, 12(4):305-11 1965 Dec
- 25.- Ogata T.
Jpn
Endocrinol, Japón 2-247 1965
- 26.- Shinoda M; Takage Y; Tamaoki B
"On antigenicity of saliva parotin A"
Jpn
Yakugaku Zasshi, 86(4):306-14 1966 Apr

Treatment of the Guzmán Drs.

(Parotin and others)

- 27.- Dossena F
"Effect of parotin on the acetylcholine response of the isolated intestine of the rabbit".
"Effeto della parotina sulla risposta acetilcolinica dell'intestino isolato di coniglio".
Ita
Minerva Stomatol, 1966 Jun; 15(6):440-1
- 28.- Matsushita K; Tani Y; Tsumura A
"Clinical trials of *parotin* in ophthalmology".
Jpn
Horumon To Rinsho, 14(7):573-7 1966 Jul
- 29.- Mizutani A; Saito M; Yamamoto K
"Studies on parotin-A. IV. Effect of parotin-A on serum citric acid in rabbits".
Jpn
Yakugaku Zasshi, 86:774-8, 1966 Sep
- 30.- Ito Y; Hayashi S; Ueki H
"Biochemical studies on human salivary proteins I Fragments with hypocalcemic activity in enzymatic digest of saliva parotin-A".
Eng
Endocrinol Jpn, 13(3):223-33, 1966 Sep
- 31.- Yoel J; Gaudio G
"Xerostomias. It's treatment with a parotid hormone (*parotin*)".
Spa
Prensa Med Argent, 53(40):2414-21 1966 Oct 7
- 32.- Shinoda M; Takagi Y; Tamaoki B
"Further studies on the leukocytosis promoting activity of saliva *parotin* A".
Jpn. Yakugaku Zasshi, 86(10):906-10 1966 Oct
- 33.- Kubota Y; Ueki H; Ito Y
"Biochemical studies on human salivary proteins.II. Preliminary characterization of a fraction with hypocalcemic and leukocytosis-promoting activities in the digest of saliva-*parotin*-A by pronase P".
Eng
Endocrinol Jpn, 13(4):420-9 1966 Dec
- 34.- Ito Y; Moriwaki C; Moriya H
"Studies on the oral administration of saliva-parotin A. 3. The influences of the digestive juice and the liver upon the biological activities of saliva-parotin-A".
Eng
Endocrinol Jap Dec 66;13(4):448-55
- 35.- Moriwaki C; Moriya H; Ito Y
"Studies on the oral administration of saliva-parotin-A. IV. Oral and intraintestinal administration of 131-I-labelled saliva-parotin-A to rats".
Eng
Endocrinol Jpn, 13:456-63, 1966 Dec
- 36.- Kubota Y; Ueki H; Ito Y
"Effect of quinone derivatives on the hypocalcemic and leukocytosis- promoting activities of saliva-*parotin*-A".
Eng
Endocrinol Jpn, 14(1):84-6 1967 Mar
- 37.- Shimasaki H; Kubota Y; Ito Y
"N- and C-terminal amino acids of saliva *parotin* A".
Eng
Endocrinol Jpn, 14(1):11-6 1967 Mar
- 38.- Namba S
"Studies on beta-parotin.VII. Isolation and nature of a glycopeptide from digested beta-parotin".
Eng
Endocrinol Jpn 1967 Jun
- 39.- Amaral MA; Osório JA
"Action of *parotin* on rats and mice livers".
Eng
Rev Bras Biol, 27(2):193-6 1967 Aug
- 40.- Morikawa H
"Use of *Parotin* in osteogenesis imperfecta".
Jpn
Horumon To Rinsho 15(8):663-4, 1967 Aug
- 41.- Okumura K; Ota N; Mizuno K; Murakami T
"A clinical evaluation of Parotin tablets to periodontal disease".
Jpn
Aichi Gakuin Daigaku Shigakkai Shi, 5:244-9, 1967 Dec
- 42.- Posinovec J
"Sexual dimorphism of human parotid gland".
Scr
Rad. Med. Fak. Zagreb 15, 171-184, 1967
- 43.- Pérez Ribelles V
"The effect of *parotin* on urinary sediment".
Spa
Rev Clin Esp, 108(2):156-7 1968 Jan 31
- 44.- Fujiwara M; Takahashi K; Kawashima S
"Clinical experience with 10mg *Parotin* tablets".
Jpn
Horumon To Rinsho, 16(4):313-4 1968 Apr
- 45.- Kubota Y; Ueki H; Hara Y
"Biochemical studies on human salivary proteins.3. Amino acid composition and stability of the hypocalcemic fraction from the pronase digest of saliva-*parotin*-A".
Eng. Endocrinol Jpn, 15(3):281-5 1968 Sep
- 46.- Sukmansi i OI; Plevinskis VP
"Vliianie parotina na sodержanie amino i karboksil'nykh grupp belkov i nukleinovykh kislot v pul'pe zubov krolika".
"The influence of parotin on the content of amino and carboxyl groups of proteins and nucleic acids in the dental pulp of rabbits. (Histochemical study)".
Rus
Stomatologiya (Mosk), 1968 Sep-Oct; 47(5):37-40
- 47.- Sukmansi i OI
"Vliianie parotina na vkluchenie mechenogo natriia v tkani zubov i raspredelenie ego y organizme krolikov".
"Effect of parotin on the incorporation of labeled sodium into the dental tissues and its distribution in the rabbit".
Rus
Patol Fiziol Eksp Ter, 1968 Nov-Dec; 12(6):54-8
- 48.- Matsuzaki T
"Application of *parotin* tablet 10 mg to keratoderma tyloides palmaris progressiva".
Jpn
Horumon To Rinsho, 16(12):975-9 1968 Dec
- 49.- Lazarus JH; Sheperd JB
"The influence of parotin on serum calcium in rabbits".
Eng. Arch Oral Biol, 14:87-90, 1969 Jan
- 50.- Ueki H; Kubota Y; Ito Y
"Studies on the high molecular weight parotin-like substance in human saliva.I. Purification and chemical properties".
Jpn. Yakugaku Zasshi, 89:482-91, 1969 Apr
- 51.- Ueki H
"Studies on the high molecular weight parotin-like substance in human saliva.II. Biological activity".
Jpn. Yakugaku Zasshi, 89:492-5, 1969 Apr

Treatment of the Guzman Drs. (Parotin and others)

52.- Fujiwara M; Tanaka M; Takahashi K
"Hepatitis in the aged and parotin".
Jpn
Horumon To Rinsho, 17:453-6, 1969 May

53.- Sasaki N
"A histopathological study on the effect of various drugs in experimental murine leprosy.II. On a salivary gland hormone (Parotin) and an unsaturated fatty acid (RTB)".
Eng
Acta Pathol Jpn, 19:345-76, 1969 Aug

54.- Sugiyama T
"Effect of parotin on stress response inhibition due to thyroidectomy".
Jpn
Shikwa Gakuho, 69:1221-31, 1969 Sep

55.- Sukmanski i OI
"Vliianie parotina i sialaden ejtomii na obmen fosfora v tverdykh tkaniakh i pul'pe zubov".
"The influence of parotin and sialoadenectomy on phosphorus metabolism in the hard tissues and dental pulp".
Rus
Stomatologiya (Mosk), 1969 Sep-Oct; 48(5):12-5

56.- Kondo H
"Effect of parotin on the limb exercise for rehabilitation of post-plexopathy patients".
Jpn
Horumon To Rinsho, 18:157-60, 1970 Feb

57.- Aonuma S; Mayumi T; Nakashima T; Suzuki K
"Relationship between salivary gland hormone and sexual function.4.
Effect of parotin on guinea pig semen".
Jpn
Nippon Naibunpi Gakkai Zasshi, 46:127-38, 1970 May 20

58.- Barthe D; Bimes C; David JF
"Action de la Parotine salivaires sur la croissance d'ebauches osseuses d' embryons de poulet en culture organotypique".
"Effect of salivary parotin on the growth of bony outlines of chick embryos in organ culture".
Fre
C R Assoc Anat, 1970 May; 147:123-30

59.- Katagiri S
"Influence of choline, parotin and salivary glandectomy on adrenal corticosterone levels in rats subjected to enforced fasting".
Jpn
Shikwa Gakuho, 70:1481-90, 1970 Dec

60.- Barthe D; Chatelut J; Darnault J; Duboscq Y; David JF
"Effets de l'ablation des glandes sous-maxillaires et de l'administration de parotine sur la croissance du jeune rat".
"Effect of ablation of the submaxillary glands and the administration of parotin on the growth of the young rat".
Fre
C R Soc Biol (Paris), 1970; 164(8):1680-4

61.- Iwasaki Z
"Radiation effects on the bone growth and effects of salivary gland hormone (parotin) on irradiated bone tissues".
Eng
Nippon Igaku Hoshasen Gakki Zasshi, 31:78-94, 1971 Apr

62.- Ogata E; Suzuki H; Shimazawa E; Nakanowatari K; Asano H
"On the hypocalcemic effect in rabbits of a bovine parotid extract (parotin)".
Eng
Endocrinol Jpn, 18:235-42, 1971 Jun

63.- Oktem A
"Hormone of parotis: parotin".
Tur
Dentalog (Istanbul), 3:232-3, 1971 Sep-Oct

64.- Sukmanski i OI; Plevinskis VP
"Vliianie parotina na sodержanie tiolovykh grupp belkov i glikogena v pul'pe zubov krol'ka".
"The effect of parotin on the content of thiol groups of proteins and glycogen in the rabbit dental pulp".
Rus
Stomatologiya (Mosk), 1971 Sep-Oct;50(5):74-5

65.- Posinovec J
"O endokrinoj ulozi glandule parotis".
"Endocrine role of the parotid gland".
Ser
Rad Med Fak Zagrebu, 1971; 19(1):51-7

66.- Bimes C; Barthe D; David JF
"Action de la parotine salivaire sur la croissance d'ebauches osseuses d'embryons de poulet en culture organotypique association avec la testosterone, la thyroxine et l'hydrocortisone".
"Action of salivary parotin on growth of chick embryo bone outlines in organotypic culture: association with testosterone, thyroxine and hydrocortisone".
Fre
C R Soc Biol (Paris) 1971; 165(1):184-9

67.- Swierczynska Z; Sliwowska W; Bardadin T
"Badania nad wasciwosciami antygenowymi parotyny".
"Studies on antigenic properties of parotin".
Pol
Otolaryngol Pol, 1971; 25(2):137-45

68.-Sugiyama T; Kamimura N; Unozawa A
"Effects of purified fraction (MP) and the residual substance (RE) isolated from the salivary gland hormone, parotin, on the adrenal function".
Jpn
Shikwa Gakuho, 72:350-4, 1972 Feb

69.- Yamane T
"Effect of the rabbit serum calcium reducing extracts (Parotin, parotin-A, parotin-A-like-substance, and bovine thymus gland) on calcification of dentine of rat and rabbit".
Jpn
Aichi Gakuin Daigaku Shigakkaishi, 9:170-214, 1972 Mar

70.- Kubota Y; Ueki H; Ichishita H; Shoji S
"Biochemical studies on human salivary proteins. VII. Biochemical effects of saliva-parotin-A in parotidectomized animals".
Jpn
Yakugaku Zasshi, 92:531-4, 1972 May

71.- Kubota Y; Ueki H; Shoji H; Shoji S
"Biochemical studies on human salivary proteins. 8. Separation of a parotin-like substance from human saliva under mild conditions".
Jpn
Yakugaku Zasshi, 92:796-800, 1972 Jul

72.- Kubota Y; Ueki H; Hirakawa N; Shoji S
"Biochemical studies on human salivary proteins. IX. Cleavage and modification of saliva-parotin-A by chemical reagents and their effects on the biological activities".
Jpn
Yakugaku Zasshi, 92:801-7, 1972 Jul

73.- Kubota Y; Ueki H; Shoji S
"Biochemical studies on human salivary proteins. X. Relationship between serum citrate-lowering and leukocytes-increasing actions of saliva-parotin-A".
Jpn
Yakugaku Zasshi, 92:808-10, 1972 Jul

Treatment of the Guzmán Drs.

(Parotin and others)

- 74.- Kubota Y; Ueki H; Shoji S
"Biochemical studies on human salivary proteins. XI. Effect of saliva-parotin-A on phosphatase activities".
Jpn
Yakugaku Zasshi, 92:844-9, 1972 Jul
- 75.- Kubota Y; Ueki H; Shoji S
"Biochemical studies on human salivary proteins. XII. Comparison between saliva-parotin-A and various hormones on hypocalcemic and acid phosphatase- depressing activities".
Jpn
Yakugaku Zasshi, 92:871-3, 1972 Jul
- 76.- Aonuma S; Koama Y
"Studies on the submaxillary gland. XIV. Radioimmunoassay of parotin".
Jpn
Yakugaku Zasshi, 92:828-35, 1972 Jul
- 77.- Shoji S; Kubota Y
"Separation and properties of a low molecular weight parotin-like substance from bovine parotid gland".
Jpn
Yakugaku Zasshi, 92:974-9, 1972 Aug
- 78.- Netakhata ZhN; Liapun SN
"Izuchenie salivatsii u cheloveka v norme i pri patologii".
"Salivation in man under normal conditions and in disease".
Rus
Klin Med (Mosk), 1972 Sep; 50(9):15-22
- 79.- Matsuoka A
"Effect of long-term administration of parotin tablets in gastroptosis".
Jpn
Horumon To Rinsho, 21:641-3, 1973 Jun
- 80.- Ozawa T
"Clinical experience with the use of parotin, a salivary hormone, in aphthous stomatitis".
Jpn
Horumon To Rinsho, 21:743-6, 1973 Jul
- 81.- Hirayama A; Izumiya S; Itagaki H; Uehara S
"Clinical experience with the use of parotin tablets in gastric diseases".
Jpn
Horumon To Rinsho, 21:851-4, 1973 Aug
- 82.- Takeuchi T; Takemoto T; Tani T; Miwa T
"Gastrin-like immunoreactivity in salivary gland and saliva".
Eng. Lancet, 2(7834):920 1973 Oct 20
- 83.- Manita H; Sudo T; Asano H
"Demonstration of parotin in thoracic duct lymph and portal vein blood upon intestinal administration in the rat".
Eng. Endocrinol Jpn, 20:463-73, 1973 Oct
- 84.- Okano M; Tomomatsu K; Kawai S; Katsuta R
"Results of treatment of temporomandibular joint disease with parotin".
Jpn. Horumon To Rinsho, 21:1061-6, 1973 Oct
- 85.- Arakawa A
"Influences of parotin on the adrenal response submitted to reserpine".
Jpn. Shikwa Gakuho, 73:1648-55, 1973 Nov
- 86.- Toki T; Takayama H
"Effect of salivary gland hormone on senile cataract".
Jpn. Clin Endocrinol (Tokyo) Dec 73;21(12):1281-3
- 87.- Okuizumi M; Imai S
"Clinical application of parotin in oral administration: gonarthrits deformans and spondylosis deformans".
Jpn
Horumon To Rinsho, 22:417-22, 1974 Mar
- 88.- Moriwaki C; Yamaguchi K; Miyazaki K
"Transmission of parotin through the sacs of everted intestine and its demonstration in mesenteric perfusate".
Eng
Endocrinol Jpn, 21:93-9, 1974 Apr
- 89.- Yamamoto M
"Salivary gland hormone preparations—characteristics of the primary constituents of salivary gland hormone".
Jpn
Horumon To Rinsho, 22(6):769-72 1974 Jun
- 90.- Kanazawa M; Kawasaki K; Tsuyuzaki K; Ishiyama N; Nukaga T
"Experimental use of parotin tablets in alveolar blennorrhoea".
Jpn
Horumon To Rinsho, 22:765-8, 1974 Jun
- 91.- Yoshida M
"Clinical application of parotin tablets in senile cataract".
Jpn
Horumon To Rinsho, 22:877-9, 1974 Jul
- 92.- Horikoshi T; Kawasaki T; Hara K
"Endocrine Influence on growth of mandibular condyle".
Eng
Bull Tokyo Med Dent Univ, 21 Suppl(0):75-7 1974 Aug
- 93.- Shinoda M; Takagi Y
"Immunochemical assay of saliva parotin A".
Eng
Chem Pharm Bull (Tokyo), 22:2732-4, 1974 Nov
- 94.- Miwa T; Tani R; Suzuki S; Fukutomi H; Sakita T
"Gastric Juice Secretion, gastric emptying and its stimulation".
Jpn
Horumon To Rinsho, 23:155-9, 1975 Feb
- 95.- Takaoka Y; Noda K
"Double blind clinical evaluation of parotin in gastroptosis".
Jpn
Horumon To Rinsho, 23:471-80, 1975 May
- 96.- Okuse T; Takeuchi T; Yabuuchi S; Matsumoto Y; Suzuki M
"Studies on drug therapy on hypofunction of gastric motility in gastroptosis".
Jpn
Horumon To Rinsho, 23(11):1129-31 1975 Nov
- 97.- Garrett J. R.
"Recent advances in physiology of salivary glands".
Br. Br. Med. Bull. 31, 152-155, 1975
- 98.- Mudd B. D; S. C. White
"Sexual dimorphism in the rat submandibular gland".
Eng. J. Dent. Res. 54, 193-198, 1975
- 99.- Aonuma S; Kohama Y; Nakajin S; Yashiki S; Egawa H
"The study of physiological chemistry on a subunit of salivary gland hormone (2)".
Jpn. Nippon Naibunpi Gakkai Zasshi, 52:93-104, 1976 Feb 20
- 100.- Shinoda M; Kamogawa A; Ichikawa Y; Nakajin S; Shimizu M
"Studies on leukocytosis-promoting principle. III. Comparison of the leukocytosis-promoting activities of parotin, saliva parotin A, adrenocorticotropin and bacterial lipopolysaccharide".
Jpn. Yakugaku Zasshi, 96:407-12, 1976 Apr

Treatment of the Guzmán Drs.

(Parotin and others)

- 101.- de las Casas Alonso A
"Estudio de los efectos tisulares de la hormona salival".
"Study of the effects on tissues of the hormones of saliva".
Spa
Bol Inf Dent (Madr), 36:21-41, 1976 Nov-Dec
- 102.- Teixeira D; Vizioli RM; Guimarraes A
"Effects of sialoadenectomy and parotin hormone on the development of rat sponge-induced granulation tissue".
Eng
Acta Anat (Basel), 94:22-9, 1976
- 103.- Lawrence A. M; L. Kirsteins; J. Mitton; I. L. Hines
"Parotid gland insulin: an extrapancreatic source of insulin in rats".
Eng
Diabetes 25, 328, 1976
- 104.- Riva H; F. Testa-Riva; M. Del Fiacco; M. S. Lantini
"Fine structure and cytochemistry of the intralobular ducts of the human parotid gland".
Eng
J. Anat. 122, 627-640, 1976
- 105.- Tandler B; Erlanson R. A.
"Ultrastructure of baboon parotid gland".
Eng
Anat. Rec. 184, 114-132, 1976
- 106.- Aonuma S; Kohama Y; Komiyama Y; Nakajin S; Yamada Y
"The study of physiological chemistry on active fragments of the salivary gland hormone".
Jpn
Nippon Naibunpi Gakkai Zasshi, 53:821-32, 1977 Jul 20
- 107.- Shinoda M; Shimizu M; Kushi Y
"Effects of rabbit serum and various organ homogenates on leukocytosis promoting activity of parotin".
Jpn
Yakugaku Zasshi, 98:553-6, 1978 Apr
- 108.- Shinoda M; Shimizu M; Sato K; Nakajin S
"Separation, isolation and some properties of leukocytosis promoting factor from the serum of parotin treated rabbits".
Jpn
Yakugaku Zasshi, 98:764-73, 1978 Jun
- 109.- Mizutani A; Suzuki I; Yamamoto H
"Purification and characterization of bovine parotid hypocalcemic factor obtained via extraction with glacial acetic acid".
Eng
Chem Pharm Bull (Tokyo), 26:1957-65, 1978 Jul
- 110.- Shinoda M; Shimizu M; Kushi Y; Nakajin S
"Purification and some properties of parotin inhibitory factor from rabbit serum".
Jpn
Yakugaku Zasshi, 98:997-1004, 1978 Aug
- 111.- Shinoda M; Shimizu M; Nakajin S; Kushi Y; Kamogawa A
"Further studies on the leukocytosis promoting activity of parotin. II".
Jpn
Yakugaku Zasshi, 98:1119-22, 1978 Aug
- 112.- Mizutani T; Watanabe K; Shimizu R; Kuo PF; Mizutani A
"An active core in a limited chymotryptic digest of bovine parotid hypocalcemic substance".
Eng
Chem Pharm Bull (Tokyo), 26(9):2774-81 1978 Sep
- 113.- Mizutani A; Suzuki I; Ohba Y; Nakamura T; Adachi S
"Immune competence-promoting action of bovine parotid hypocalcemic factor obtained via extraction with glacial acetic acid".
Eng
Chem Pharm Bull (Tokyo), 26:2927-32, 1978 Oct
- 114.- Babaeva AG; Shubnikova EA
"K voprosu ob endokrino i funktsii slunnykh zhelez".
"Endocrine function of the salivary glands".
Rus
Usp Sovrem Biol, 1978 Nov-Dec:86(3):373-86
- 115.- Imanaka K
"Influence of parotin on the repressing action of cyanylethyl group to histamine stress".
Jpn
Shikwa Gakuho, 78:1801-7, 1978 Dec
- 116.- Rybakova MG
"Ob endokrino i funktsii slunnykh zhelez".
"Endocrine function of the salivary glands".
Rus
Arkh Patol, 1978; 40(2):85-91
- 117.- Cope G.H.
"Stereological analysis of the duct system of the rabbit parotid gland".
Eng
J. anat. 126, 591-604, 1978
- 118.- Inoue A
"Influence of parotin on the repressing action of diuretics to histamine stress".
Jpn
Shikwa Gakuho, 79:2139-46, 1979 Nov
- 119.- Ishizaka S; Morisawa S
"B cell activating properties of parotid protein".
Eng
Microbiol Immunol, 23:481-5, 1979
- 120.- Mizutani T; Kuo PF
"The influence of a parotid hypocalcemic substance on the levels of calcium, inorganic phosphate, and hydroxyproline in rabbit serum".
Eng
Chem Pharm Bull (Tokyo), 28:635-8, 1980 Feb
- 121.- Aonuma S; Kohama Y; Komiyama Y; Fujimoto S; Nomura M
"Amino acid sequence of an active fragment, Fr. AA-1, of salivary gland hormone".
Eng
Chem Pharm Bull (Tokyo), 28:417-23, 1980 Feb
- 122.- Iizuka K; Togawa K; Konno A; Higashi K; Okuhara E; Kitagawa Y
"The specific binding of parotin on duct cells of human parotid gland".
Eng
Arch Otorhinolaryngol, 229:143-8, 1980
- 123.- Guimarraes A; Teixeira D; Vizioli MR; El-Guindy MM; Cury JA
"Effects of salivary gland active principle (parotin) on glycaemic level and hepatic glycogen content in alloxan-diabetic rats: salivary gland active principle and diabetic rats".
Eng. Arch Oral Biol, 25:11-3, 1980
- 124.- Tische JM; Leonora J; Berk LS; Steinman RR
"A radioimmunoassay procedure for quantitating parotid hormone".
Eng. Biochem Biophys Res Commun, 98:154-62, 1981 Jan 15
- 125.- Iizuka K; Togawa K; Konno A
"The histogenesis of so-called mixed tumor evaluating from parotin binding".
Eng. Arch Otorhinolaryngol, 233:137-44, 1981

Treatment of the Guzmán Drs.

(Parotin and others)

- 126.- Iizuka K; Togawa K; Konno A; Ito E
 "The origin of the non-specialized epithelial cells cultured from human parotid gland".
 Eng
 Arch Otorhinolaryngol, 230:49-55, 1981
- 127.- Zagrebska H
 "The effect of testosterone on secretory segments of rat parotid gland".
 Eng
 Folia Morphol. (Warsz.) 40, 97-104, 1981
- 128.- Aonuma S; Kohama Y; Nomura M; Hirano A; Fukuda C; Mori C; Aonuma S
 "The effects of parotin components on testosterone biosynthesis in rats".
 Jpn
 Nippon Naibunpi Gakkai Zasshi, 59:1884-93, 1983 Dec 20
- 129.- Iwasaki I; Horie H; Tamaru J; Ide G; Aonuma S
 "Osteogenesis bioassay and immunohistochemical and radioisotopic studies of a subunit of parotin, a parotid gland extract".
 Eng
 Exp Mol Pathol, 39:332-41, 1983 Dec
- 130.- Iwasaki I; Horie H; Tamaru J; Ide G; Aonuma S
 "Osteogenesis bioassay and immunohistochemical and radioisotopic studies of parotin, parotid gland extract, and subunit".
 Eng
 Exp Mol Pathol, 40:51-60, 1984 Feb
- 131.- Matheus G
 "Morphometric study of post-natal changes in the parotid gland of offspring of rats injected with various doses of parotin".
 Bra
 Rev Odontol UNESP, 1984;13(1-2):89-97
- 132.- Matheus G
 "Post-natal changes in the parotid gland of animals born to rats injected with parotin. Morphological study".
 Por
 Rev Odontol UNESP, 13:79-87, 1984
- 133.- Matheus G
 "Post-natal development of the submandibular glands of animals born to rats injected with Parotin. Morphological study".
 Por
 Arq Cent Estud Curso Odontol Univ Fed Minas Gerais, 21-22:9-23, 1984 Jul-1985 Jun
- 134.- Zagrebska A; A. Tochman
 "Ultrastructural investigations of the influence of castration on parotid cells of the rat".
 Eng. Z. Mikrosk. Anat. Forsch. 99, 717-724, 1985
- 135.- Yamamoto T; Kobayashi M; Kobayashi M
 "Purification and properties of dental fluid transport stimulating substance from bovine parotid glands".
 Eng. Chem Pharm Bull (Tokyo), 34:1203-11, 1986 Mar
- 136.- Malzone A; Pensa G; Cannavale A; Raiola G
 "Current data on parotin and parotin-like substances. I: Chemistry and metabolism".
 Ita. Arch Stomatol (Napoli), 27:205-12, 1986 Apr-Jun
- 137.- Sugawara N; Konno M; Kojima H; Nakamura J
 "Autopsy findings of Prof. Imagawa who had received long-term (30 years) administration of parotin".
 Jpn. Tsurumi Shigaku, 12:285-91, 1986 May
- 138.- Malzone A
 "Current data on parotin and parotin-like substances. II: Biologic activity of parotin and parotid-pancreatic relations".
 Ita
 Arch Stomatol (Napoli), 1986 Jul-Sep
- 139.- Malzone A; Pensa G; Terzo G; Raiola G
 "Current data on parotin and parotin-like substances. III: Parotin as a marker used in treatment with parotin".
 Ita
 Arch Stomatol (Napoli), 27:431-7, 1986 Jul-Sep
- 140.- Luciano E; Guimarraes A; Vizioli MR; Teixeira D
 "Effects of the salivary glands active principle (parotin) on the bone healing of alloxan diabetic rats".
 Eng
 Cell Mol Biol, 1986;32(1):1-7
- 141.- Morrell J. I.; E. W. Gresik; T. Barka
 "Autoradiographic localization of dihydrotestosterone binding in the major salivary glands and other androgen-responsive organ of the mouse".
 Eng
 J. Histochem. Cytochem. 35, 1053-1058, 1987
- 142.- Kuriyama S; Tsujii T; Ishizaka S; Kikuchi E; Kinoshita K; Nishimura K; Kitagami K; Yoshikawa M; Matsumoto M
 "Enhancing effects of oral adjuvants on anti-HBs responses induced by hepatitis B vaccine".
 Eng
 Clin Exp Immunol, 72:383-9, 1988 Jun
- 143.- Lotti L. V.; A. R. Hand
 "Endocytosis of parotid salivary proteins by striated duct cells in streptozotocin-diabetic rat".
 Eng
 Anat. Rec. 221, 802-811, 1988
- 144.- Thesleff I; L. Viinika; L. Saxen; E. Lehtonen; J. Perheetupa
 "The parotid gland is the main source of human salivary epidermal growth factor".
 Eng
 Life Sci. 43, 13-18, 1988
- 145.- Ishizaka S; Yoshikawa M; Kitagami K; Tsujii T
 "Oral adjuvants for viral vaccines in humans".
 Eng
 Vaccine, 8:337-41, 1990 Aug
- 146.- Ishizaka S, Tsujii T
 "Analysis of the immunoactivator sites of parotid protein isolated from bovine parotid glands".
 Eng. Int Immunol, 3(5):485-91, 1991 May
- 147.- Jose-Joaquim Leonel; Guimarraes-Alcides; Teixeira-Decio; Veiga-Maria-Cecilia-Ferraz-de-Arruda
 "Effects of "Parotin" four fractions (I, II, III, and IV) on the hyperglycemic alloxan diabetic rat".
 Eng. Arq. Biol. Tecnol., 34:3-4, 393-400, 1991
- 148.- Suzumura S; Iwai M; Iwai Y; Matsuyama T; Imai S; Tanaka O; Miyahara H; Matsunaga T; Sugiyama T; Hashimoto K
 "In vitro keratinization of normal human salivary gland cells".
 Eng. In Vitro Cell Dev Biol, 28A:475-8, 1992 Jul-Aug
- 149.- Sergio A. Islas Andrade y colaboradores
 "Aumento de los gránulos de secreción neuroendócrina en glándulas submaxilares y parótidas en pacientes con diabetes mellitus no dependiente de insulina".
 "Increase of the neuroendocrine secretion granules in submaxillary and parotid glands in patients with diabetes mellitus insulin dependent".
 Mex. Gaceta Médica de México Vol. 128 No. 4 Jul-Ago 1992

Treatment of the Guzmán Drs. (Parotin and others)

150.- Sirtori Carlos Dr.
“¿Se puede prevenir la senectud?”.
“Can senility be prevented?”.

Mex
Organización Mundial de la Salud y Fundación Carlo Erba
Rev. Prescripción Médica México Nov. 1992

151.- Ivasenko PI; Lobastov Alu; Potashov DA; Distergova OV;
Shadevski i VM; Krivinski i AK
“A treatment method for chronic parenchymatous parotitis”.
Rus
Stomatologiia (Mosk); VOL 72, ISS 3, 1993, P32-4.

152.- Ishizaka S; Kimoto M; Tsujii T
“Parotin subunit as a potent polyclonal B cell activator binds to newly
found glycosylphosphatidylinositol (GPI)-anchored proteins on human B
cell surfaces”.
Eng
Cell Immunol, 154:430-9, 1994 Apr 1

153.- Ishizaka S; Tsujii T
“Parotin subunit and its synthetic peptide possess interleukin 1-like activity
and exert stimulating effects on liver cells and brain cells”.
Eng
Cytokine, 6:265-71, 1994 May

154.- Zar,ebaska A; La'ncut M
“The influence of encortone on ultrastructural changes in the parotid
cells of female white rats of Wistar race”.
Eng
Ann Univ Mariae Curie Sklodowska (Med), 50():49-53 1995

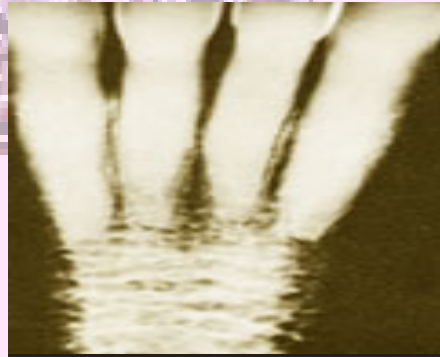
155.- González Aragón G. Joaquín Dr.
“Avances en la prevención del envejecimiento”.
“Advances to prevention of aging”.
Mex
Mundo Médico, Vol.XXVI Núm .294 1998 Oct

156.- Jezek D; Lj. Banek; R. Pezerovic-Panijan; Dz. Pezerovic
“Quantitative study on the rat parotid gland after orchietomy”.
Cr
Vet. archiv. 69, 49-59, 1999.

157.- Saitoh K; Wakabayashi K
“Effects of hard tissue-related hormones on the intracellular calcium ion
of the rat odontoblasts”.
Jpn
Endocrine Journal 47(6):675-82, 2000 Dec

158.- Hara Y; Matsuura T; Tsukamoto M; Ishizaka S; Saishin M
“Effect of tetra-peptide isolated from interleukin 1 (IL-1) on corneal
epithelial wound healing in the rabbit”.
Jpn
Exp Eye Res 2001 Feb; 72(2):107-13

159.- Yamamuro T
“Kaschin-Beck disease: a historical overview”.
Jpn
Int Orthop 2001; 25(3):134-7



Dental Regeneration



Femoral Osteochondritis



Regenerated Kneecap

**Mesoder-Mesenchyme
Tissue**



Glycine Max
(Soy)



Allium Sativum
(Garlic)



1. Padgett, S.R., K.H. Kolacz, X. Delannay, D.B. Re, B.J. LaVallee, C.N. Tinius, W.K. Rhodes, Y.I. Otero, G.F. Barry, D.A. Eichholtz, V.M. Peschke, D.L. Nida, N.B. Taylor & G.M. Kishore. 1995. *Development, identification, and characterization of a glyphosate-tolerant soybean line*. *Crop Sci.* 35:1451–1461.
2. Salunkhe, D.K.; Kadam, S.S. (1998). *Handbook of Vegetable Science and Technology*. Marcel Dekker. ISBN 0-8247-0105-4.
3. Koch, H. P.; Lawson, L. D. (1996). *Garlic. The Science and Therapeutic Application of Allium sativum L. and Related Species (Second Edition)*. Williams & Wilkens. ISBN 0-683-18147-5.
4. James Mellgren (2003). Hamilton, Andy (2004). *Selfsufficientish -Garlic*. 1 mayo 2005.
5. Lindsey J. Macpherson, Bernhard H. Geierstanger, Veena Viswanath, Michael Bandell, Samer R. Eid, SunWook Hwang, and Ardem Patapoutian (2005). *The pungency of garlic: Activation of TRPA1 and TRPV1 in response to allicin*. *Current Biology* 15 (May 24): 929–934.
6. Balch, P. A. (2000). *Prescription for Nutritional Healing*. 3rd ed. New York: Avery.
7. Block, E. (1985). *The chemistry of garlic and onions*. *Scientific American* 252 (marzo): 114–119.
8. Block, E. (1992). *The organosulfur chemistry of the genus Allium-implications for organic sulfur chemistry*. *Angewandte Chemie International Edition* 104: 1158–1203.
9. Breithaupt-Grogler, K., et al. (1997). *Protective effect of chronic garlic intake on elastic properties of aorta in the elderly*. *Circulation* 96: 2649–2655.
10. Efendy, J. L., et al. (1997). *The effect of the aged garlic extract, 'Kyolic', on the development of experimental atherosclerosis*. *Atherosclerosis* 132: 37–42.
11. Gardner, C. D.; Lawson, L. D.; Block, E.; Chatterjee, L. M.; Kiazand, A.; Balise, R. R.; Kraemer, H. C. (2007) *The effect of raw garlic vs. garlic supplements on plasma lipids concentrations in adults with moderate hypercholesterolemia: A clinical trial*. *Archives of Internal Medicine* 167: 346–353.
12. Jain, A. K. (1993). *Can garlic reduce levels of serum lipids? A controlled clinical study*. *American Journal of Medicine* 94: 632–635.
13. Lemar, K.M.; Turner, M.P.; Lloyd, D. (2002) *Garlic (Allium sativum) as an anti-Candida agent: a comparison of the efficacy of fresh garlic and freeze-dried extracts*. *Journal of Applied Microbiology* 93 (3), 398–405.
14. Mader, F. H. (1990). *Treatment of hyperlipidemia with garlic-powder tablets*. *Arzneimittel-Forschung/Drug Research* 40 (2): 3–8.
15. Silagy, C., and Neil, A. (1994). *Garlic as a lipid-lowering agent a meta-analysis*. *Journal of the Royal College of Physicians* 28 (1): 2–8.
16. Steiner, M., and Lin, R.S. (1998). *Changes in platelet function and susceptibility of lipoproteins to oxidation associated with administration of aged garlic extract*. *Journal of Cardiovascular Pharmacology* 31: 904–908.
17. Yeh, Y-Y., et al. (1999). *Garlic extract reduces plasma concentration of homocysteine in rats rendered folic acid deficient*. *FASEB Journal* 13(4): Abstract 209.12.

INTERNATIONAL MARKETERS AND DISTRIBUTORS OF THE
ROMACEL GROUP *Viagland^{mr} International*

“ Our Science for Human Development ”

ASK FOR OUR NATIONAL AND WORLDWIDE

NETWORK OF MARKETERS AND

DISTRIBUTORS,

AND BECOME PART OF OUR

ROMACEL GROUP VIAGLAND ^{mr} INTERNATIONAL !

*If you consider it, please recommend
 this Treatment to whom you think **might**
 benefit in their Disease or Problem,
 since this is a **Matter of Health.***

Marketer in Mexico:



**MARKETING
 ROMACEL GROUP**
 Viagland^{mr} International

*Mexican
 Republic*



Mexico

Raúl Villavicencio Becerril, Lawyer

Street Oaxaca No. 123, Colonia San Jerónimo Aculco,
 Delegación La Magdalena Contreras. Zip 10400.
 México, D.F. Phone: (52-55) 5652-3166. Fax/Phone: 5652-6575.

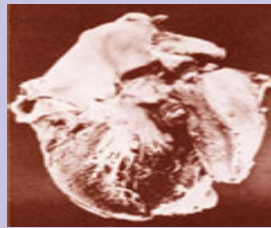


E-mail:
 COMERCIALIZADORA_ROMACEL@hotmail.com

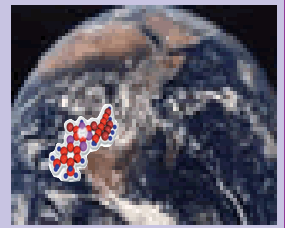


For more information, please visit our Website:

www.viagland.net



Treatment of the Guzman Drs.
Provides Proteins and other substances which help delay Aging.



BOOK OF THE GUZMÁN DRS.



CURRENT SOLVED CLINICAL CASES
Treatment brochure
Column Hygiene brochure

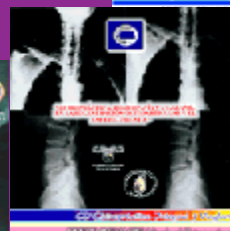


PRODUCTS OF THE ROMACEL GROUP

UNIVERSITY THESES

University Theses:

Integral Osteopathy and Viagland Biophysics, Viagland and the process of life
Integral Chiropractics and Viagland Viagland and Herbology





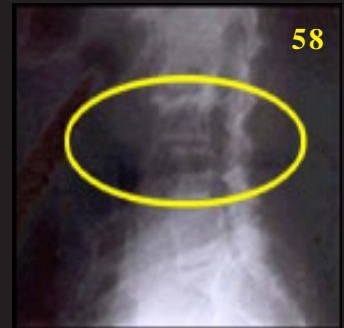
TREATMENT OF
THE GUZMÁN DRs.

HERNIATED DISCS !!!

REGENERATE !
your Bones and Articulations



REAL CASE BEFORE
82 year-old patient
(Lumbar degeneration)



REAL CASE AFTER
82 year-old patient
(Lumbar regeneration)

MACEL SYSTEM OF OSTEOARTICULAR REGENERATION AND ANTI-AGING OF THE GUZMÁN DRs. mr

DON'T GET SURGERY FOR YOUR VERTEBRAL COLUMN ... Treat yourself ! ...

NO SURGERY ! NO OZONE !

No injections. No rehabilitation. No hospitalization. Natural Treatment.



REAL CASE BEFORE
8 year-old patient
(degeneration of the
femoral head)

TREATMENT OF THE GUZMÁN DRs.

Helps in ...

Only treatment in the world without surgery for the Vertebral Column !
The best natural non surgical option for your Herniated Discs !

Better than Ozonotherapy and surgery
and at a much lower cost !

Give yourself the chance to get relief and healing !
Regenerate your Bones and Articulations !
Help yourself ... treat yourself at HOME !



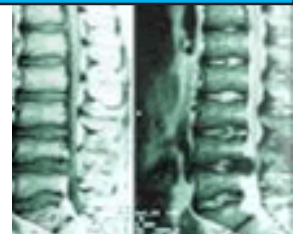
REAL CASE AFTER
8 year-old patient
(regeneration
of the femoral head)

WITH MORE THAN 45 YEARS OF EXPERIENCE

WHY OUR TREATMENT IS DIFFERENT FROM OTHERS ?



- It is natural, NON INVASIVE and stimulates a REAL Osteoarticular Regeneration.
- IT DOES NOT INTERFERE with other products, medications and basic medical treatments.
- It's SAFE, WITHOUT RISKS or SIDE EFFECTS.
- It does No HARM to the Patient.
- It's Effectiveness is proven from the first weeks in PAIN RELIEF and symptoms like: cramps, tingling, numbness, loss of strength and heaviness of the extremities, among others.
- It brings relief and healing PERMANENTLY and effectvelty, at a ... VERY LOW COST !



HERNIATED DISC
Cartilaginous
Regeneration

WHAT IS OUR TREATMENT ?

59



ROMACEL GROUP

Our Treatment is supported, among other things, by Pills, and is taken **ORALLY for 3 months** (and up to 6 months, as recommended in each case), *without need for Consultation, Therapies, Rehabilitation, Injections or Hospitalization.*

It is suggested at the start to take **Simple X-Rays or Magnetic Resonances** to compare with those at the end and see the **EXPECTED RESULTS**

*With more than **45 Years of experience !!!***

WHAT DISEASES CAN BE TREATED ?

It can be used, besides **HERNIATED DISCS -DISCAL HERNIA**, in:

*Osteoarticular Diseases and
Premature Human Aging in general ...*

“Osteoporosis, Degenerative Osteoarthritis, Sciatic, Bone Fractures, Bone grafts, Delays in Children’s Growth and Development, Deviations of the Vertebral Column (Scoliosis, Khyfosis and Lordosis), Sporting Injuries, and many others ”.



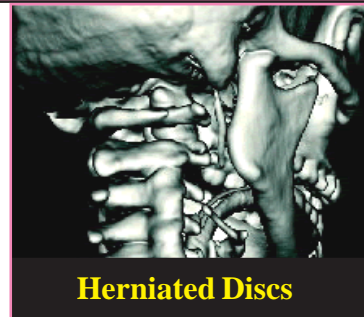
Nuclear Magnetic Resonance of Lumbar Herniated Discs

WHY IS IT BETTER THAN OZONE THERAPY ?

VERTEBRAL and/or PARAVERTEBRAL Ozone Therapy, besides NOT OFFERING a REAL and permanent OSTEOARTICULAR Regeneration, consists in:

The application of Intravenous medication Vertebral or Paravertebral injections accompanied by multiple Physical and Rehabilitation Therapies, which require travel to medical instalations. *This is a costly, invasive, painful, and high risk treatment.*

Ozone Therapy is only indicated for simple DISCAL HERNIAS. Its **COSTS ARE VERY HIGH** since the treatments go from approximately \$ 3,500.00 to \$ 5,000.00 American Dollars or much more on average depending on the case, only for the patient’s own direct expenses. (*Including Consultations, Therapies and Medications*).



Herniated Discs



Column Surgeries

In VERTEBRAL COLUMN SURGERY, up to 40 % or more of the operated Patients are left the same or worse regarding pain and Physical Incapacity.

Most patients undergo surgery again, even more than once, unnecessarily and DO NOT heal well.

Let's also not forget the risks inherent in a surgery, such as *Anesthetics, Surgical Accidents, Introgenia, Infections, Haemorrhage, residual Fibrosis, Shock, Cardiac, Cerebral and Pulmonary Arrest and Death.*

The **VERY HIGH COSTS** of Vertebral Column Surgery go from approximately \$ 10,000.00 to \$ 30,000.00 American Dollars on average or much more, depending on the Case, the Doctor and the kind of Hospital. Time of internment: Hospitalization and Rehabilitation time are generally very prolonged, painful, tiresome and can last for up to a year or more.

From 600,000 to 800,000 Vertebral Column Surgeries are performed yearly in the USA with an approximate cost of \$ 35 billions dollars, MOST of which could be avoided, and it's because of this that **WE KNOW that SURGERY MUST NOT be the first Treatment option for Patients.**



Our RESULTS ARE CONCLUSIVE !

Solve your problem and

LIVE NORMALLY, HEALTHY and WITHOUT PAIN.

If you have problems in your Vertebral Column ...

DON'T GET SURGERY ... Get treatment !



REAL CASE BEFORE
83 year old patient
(cervical degeneration)

Any person of any age can take this *Natural Treatment* along with any other *Basic Medical Treatment* without risks, problems or secondary effects.

REAL CASE AFTER
83 year old patient
(cervical regeneration)



ROMACEL, S.A. DE C.V.

ROMACEL GROUP

Viagland [™] International

" Our Science for Human Development "

For more information, please visit:

www.viagland.net

*Miguel Ángel Guzmán Torrea, M.D.
Luz María García Pineda, N.D.
Miguel Ángel José Guzmán García, M.D.
Alejandro Guzmán García, M.D.
Enrique Guzmán García, M.D.
María del Carmen Guzmán García
Raúl Villavicencio Becerril Lawyer*

**Ave. Francisco I. Madero No. 619 and 621,
Colonia Miraval. P.C. 62270.
Cuernavaca, Morelos, México.**

**Phone: (52) (777) 311-6762 y 311-2625. Fax/Tel.: 313-1182.
E-mail: romacel@viagland.net**

ROMACEL Total Quality !



... Treatment of
the *Cuzmán Drs.*
aids in

- ◆ Osteoporosis
- ◆ Aging
- ◆ Sports injuries and other
Systemic diseases in
general ...

*"Supporting your basic Medical Treatment
in all these types of Diseases"*

**Natural Treatment that through its
nutritional action contributes to Osteoarticular
Regeneration and Anti-Aging, all over the world
for the New Millenium !**

Viaglándm

Treatment of the Guzmán Drs. ... "A Healing Aid to Regenerate your Bones and Delay Aging" ... edited by ROMACEL GROUP Viagland mr International. Printed in September 2009. Production by: Comercial de Impresos MB, Petróleos Mexicanos (11, Col. Petrolera Taxqueña, México, D.F.). Composition made with the following fonts: Times New Roman, President, Arial, Arial Narrow y Mariah; Offset printed on 150 grs. art paper. 2000 copies.

" By the impossibility current of the problems in the treatment of this type of diseases musculoskeletal in a real, proper and satisfactory way, the ROMACEL GROUP Viagland mr International offers you the scope of its **Treatment of the Guzmán Drs.**, a result of exhaustive research work and clinical biomedical that they have been doing for over 45 years, in an objective showing these therapeutic options, representing a real support for basic medical treatment in their relief and cure ".

" All these Osteoarticular diseases described are widely favored by our **Treatment of the Guzmán Drs.**, which exemplifies its role in the regulation and maintenance of connective tissue in general and those derived from embryonic mesenchyme and likewise shows its vast therapeutic possibilities and scope, with surprising results obtained in the medical integral basic treatment of these problems and chronic-degenerative diseases of difficult solution ".

" We hope that this brief description and factual actions and clinical applications of our **Treatment of the Guzmán Drs.**, being able to show this real option for this type of problem and the existing therapeutic options, trying to motivate yourself to be given the opportunity to obtain relief, cure and improvement, if you have this type of diseases ".

... **Herniated Disc !**

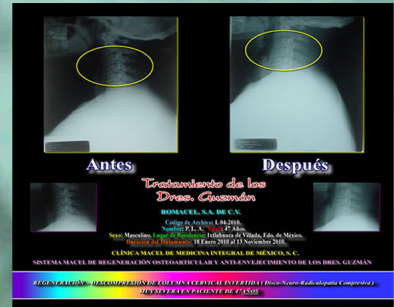
... **Regenerate your Bones and Articulations !**

**DO NOT OPERATE YOUR VERTEBRAL COLUMN
... TREAT YOURSELF !**

TREATMENT WITHOUT SURGERY !

Cervical DEGENERATIVE OSTEOARTHRITIS

Real Case Patient 82 years old -After



... " **This BOOK is the result of over 45 years of continuous work and Scientific Research Medical-Biological of the GUZMÁN DRS. and Collaborators and of the ROMACEL GROUP Viagland mr International, that put your kind consideration, H. Internationl medical community, colleagues, patients and the general public, all with the ultimate goal of achieving increasingly better and more growth and development and welfare of all Humanity " ...**



ROMACEL GROUP
Viagland mr International

Ave. Francisco I. Madero No. 619 and 621, Colonia Miraval. P.C. 62270. Cuernavaca, Morelos, México.
Phone: (52) (777) 311-6762.
Fax/ Phone: 313-1182.
E-mail: romacel@viagland.net
Web Site: www.viagland.net